



The University of Bradford Institutional Repository

<http://bradscholars.brad.ac.uk>

This work is made available online in accordance with publisher policies. Please refer to the repository record for this item and our Policy Document available from the repository home page for further information.

To see the final version of this work please visit the publisher's website. Access to the published online version may require a subscription.

Link to publisher version: <https://doi.org/10.1108/JHOM-03-2013-0066>

Citation: Al-Hyari K, Abuhammour S, Abu Zaid M and Haffar M (2016) The Impact of Lean bundles on Hospital Performance, Does Size Matter? *International Journal of Health Care Quality Assurance*. 29(8): 877-894.

Copyright statement: © 2016 Emerald Publishing Group. This is an Open Access article distributed under the [Creative Commons CC-BY-NC-ND license](#).



The Impact of Lean bundles on Hospital Performance, Does Size Matter?

Journal:	<i>International Journal of Health Care Quality Assurance</i>
Manuscript ID	IJHCQA-07-2015-0083.R3
Manuscript Type:	Original Article
Keywords:	Lean Bundles, Healthcare, Hospital Performance, Jordan

SCHOLARONE™
Manuscripts

The Impact of Lean bundles on Hospital Performance, Does Size Matter?

Structured Abstract:

Purpose: The purpose of this research is to study the effect of the implementation of lean bundles on hospital performance in private hospitals in Jordan and evaluate how much the size of organization can affect the relationship between lean bundles implementation and hospital performance.

Design/Methodology/Approach: The research is considered as quantitative method (descriptive and hypothesis testing). Three statistical techniques were adopted to analyse the data. Structural Equation Modelling (SEM) techniques and multi-group analysis were used to examine the research's hypothesis, and to perform the required statistical analysis of the data from the survey. Reliability analysis and confirmatory factor analysis were used to test the construct validity, reliability, and measurement loadings that were performed.

Findings: Lean bundles have been identified as an effective approach that can dramatically improve the organizational performance of private hospitals in Jordan. Main lean bundles- Just In Time, Human Resource Management, and Total Quality Management are applicable to large, small and medium hospitals without significant differences in advantages that depend on size.

Original/Value: According to the researchers' best knowledge, this is the first research that studies the impact of lean bundles implementation in healthcare sector in Jordan. This research also makes a significant contribution for decision makers in health care to increase their awareness of lean bundles.

Keywords: Lean Bundles, Healthcare, Jordan, Hospital Performance.

Article Classification: Research paper

Received – 8th July 2015

Revised – 10th August 2015

Revised – 28th February 2016

Accepted –

Introduction

The process of healthcare work improvement receives attention due to its importance as a vital sector in economy (Ghosh and Sobek, 2015). With its connection with human life, healthcare has one of the most significant roles in society and requires important investments and constant development (Cheng *et al.*, 2015). Healthcare, is a vital sector in the Jordanian economy since independence because of its considerable contributions to employment and revenue generation (Al-Saa'da *et al.*, 2013). The establishment of many modern medical colleges in Jordan shows its seriousness in providing quality healthcare to its citizens, as well as to its visitors and tourists (Halasa and Nandakumar, 2009; Med Tourism Co, LLC, 2014).

Hospitals are often characterized as particularly complex systems interacting with a wide variety of heterogeneous actors, and requiring close coordination of activities across interdependent units to provide a customer service (Shazali *et al.*, 2013; Ghosh and Sobek,

2015). Given the recognition of a complex environment, focus has been directed on the need for organizations to match that complexity to remain viable by applying one of the most valuable production system and service offering which is the Japanese Lean Production System (LPS).

Over the last decade, lean has been applied to the health service industry where it has been associated with increasing quality, efficiency through improved clinical processes, and it shortens the time between order placement and product delivery by eliminating inefficiencies and waste in workflow processes (Drotz and Poksinska, 2014; Sara *et al.*, 2015; Cheng *et al.*, 2015). Also, it gives healthcare professionals a chance to redesign their work in a more effective way without requiring extra resources leading to patient satisfaction with care (Leggat *et al.*, 2015; Nayar *et al.*, 2016; Jorma *et al.*, 2016). According to Silva *et al.*, (2015) lean office health techniques can provide benefits to healthcare in developing countries' hospitals.

Reviewing the literature about lean implication in healthcare points to a shortage of extensive research on this subject in the developing countries (Laura and Priti, 2011; Ghosh and Sobek, 2015). The overwhelming majority of studies have been conducted in industrial fields (Albliwi *et al.*, 2015). This observation provides scope for the following questions:

Is there any effect of the three main bundles of lean (Just In Time, Total Quality Management, and Human Resource Management) implementation on organizational hospital performance? Is there any effect of the size of the hospitals on the relationship between lean bundles implementation and hospital performance?

Background

Lean concept was introduced firstly by Krafcik in 1988 in his article "Triumph of the Lean Production System" which focused on the idea of using less of everything to increase the efficiency and productivity in organizations (Laura and Priti, 2011). Marodin *et al.*, (2013), used "Lean Production" as a term to describe the power of Toyota production system which requires less human resources, space, capital, material, inventory and time to make a greater and wide variety of products with fewer defects. In any situation where wastes are supposed to appear and efficiency is needed to be increased, lean is a great scope to make things better, faster and cheaper. Because of that, lean concept is considered universal since it applies to many fields (Wong *et al.*, 2014).

The development of lean concept originally started in the automotive industry, delivering high quality product and services while improving organizational performance and satisfying customers (Shazali *et al.*, 2013; Nayar *et al.*, 2016). Then the concept migrated into many sectors beyond automotive, including service and healthcare (Poksinska *et al.*, 2013; Ghosh and Sobek, 2015).

Lean bundles

The authors systematically reviewed the literature. According to Albliwi *et al.*, (2015), one of the advantages of undertaking the systematic review approach is becoming aware of the breadth of research and the theoretical background in a specific field.

The literature identifies lean philosophy as a bundle of associated practices installed as a system (Wickramasinghe and Wickramasinghe, 2011). Lean manufacturing has become an integrated system that includes highly inter-related elements and wide management practices (Furlan *et al.*, 2011). Researchers maintain that it is the implementation of the whole set of lean practices that leads companies to higher performance, due to the relationships between practices (Dal Pont *et al.*, 2008).

Lean bundles create an efficient operation, and pull together best practices and concepts. This includes just in time, total quality management, human resource management, continuous improvement, resource planning and supply chain management (Jadhav *et al.*, 2014). According to Dal Pont *et al.*, (2008), Lean philosophy translates into a collection of practices and techniques i.e. lean manufacturing bundles that both implement and support the lean approach.

Shah and Ward (2003) define lean manufacturing as a multi-dimensional approach that encompasses a wide variety of management bundles, including just-in-time (JIT), total quality management (TQM), total preventive maintenance (TPM), and human resource management (HRM) in an integrated system to investigate their effects on operational performance. The main function of lean production is that the previous bundles can work synergistically to develop a high quality system that leads to produce a finished product at the pace of customer demand with little or no waste.

After reviewing the literature about the bundles that affect lean implementation, the researchers have selected three bundles from Table I to test the complementarity effects on performance of three of the main lean manufacturing bundles, namely Just in Time (JIT), Total Quality Management (TQM) and Human Resource Management (HRM). Researchers maintain that it is the implementation of the whole set of lean bundles that leads businesses to high performance, due to the synergistic effects among practices (Shah and Ward 2003; Furlan *et al.*, 2011). Dal Pont *et al.*, (2008) propose that the synergistic effects of bundling practices will finally lead to an overall performance that is greater than the sum of the performance contributions of each of its parts.

Table 1 here

Just in Time (JIT)

JIT is a method which states that an organization should produce the right item with specific required value at the right time, helping to satisfy the customer and reducing inventories, space utilization and possible wastes (Burgess and Radnor, 2013; Belekoukias *et al.*, 2014). Moreover, Furlan *et al.*, (2011) and Shah and Ward, (2007) defined JIT as a bundle which includes practices that aims at reducing or eliminating waste along the value streams such as lot size reduction, and cycle time reduction.

The competitive benefits of JIT management are well implemented in both manufacturing and service industries, since service and manufacturing firms both employ processes to create an end product or service. According to Jarrett, (2006), the inventory reduction and improved customer service would be the major benefits achieved from implementation of JIT systems in the service industries. Some researchers such as De Souza (2009, p.133) defined Just-in-Time as “one of the tools used in lean practice that aims to reduce buffers between steps. In healthcare, it can be seen as reducing internal queues of patients to smooth a process”.

Total Quality Management (TQM)

TQM is a firm-wide management philosophy that continuously improves, sustains and controls the quality of products, services and processes by focusing on the customers' needs and expectations to enhance customer satisfaction and firm performance (Esin and Hial, 2014; Dal Pont *et al.*, 2008). Within lean settings, TQM has been enriched by lean practices geared at reducing manufacturing process variance, which in turn leads to continuous improvement (Shah

1
2
3 and Ward, 2007; Dal Pont *et al.*, 2008; Furlan *et al.*, 2011). These practices include standard
4 operation procedure and problem solving teamwork, statistical process control, visual display,
5 cleanness and order (Doolen and Hacker, 2005; Rocha-lona *et al.*, 2013).

6
7 Kannan and Tan, (2005) demonstrated that JIT, TQM and supply chain management
8 practices are mutually supportive, and that their synergy contributes positively to firms'
9 performance. The manufacturing units implementing both JIT and TQM practices have increased
10 quality, as well as producing what customers want, when they want, with a reasonable price
11 when compared to manufacturing units implementing only JIT practices (Furlan *et al.*, 2011).
12 Dal Pont *et al.*, (2008) suggest that TQM practices lead to decreased internal and external
13 product reject rates and production downtime. In healthcare, the challenge to lean adoption is
14 that the quality manager's role within the hospital must change from one of recognizing and
15 tracking unfavourable events, to one of reducing the risk of unfavourable events and support
16 doctors and nurses with the redesign of processes to improve quality (Mannon, 2014).
17
18
19

20 *Human Resource Management (HRM)*

21 The target of HRM, as a lean principle, is the reduction of quality defects with the use of tools
22 that include mistake proofing devices, visual control systems and a full working system
23 (Belekoukias *et al.*, 2014; Burgess and Radnor, 2013). HRM practices such as participation,
24 training and performance monitoring, are considered to be performance enhancing in hospitals,
25 as they influence employee attitudes and behaviours which ultimately impact on individual and
26 organizational performance (Leggat *et al.*, 2015). Cua *et al.*, (2001) also showed how lean
27 programs include some HR practices. Their analysis made clear how the implementation of these
28 human practices, together with TQM, JIT, and TPM programs, provides significant explanation
29 for the differences in performance measures.
30
31

32 The literature on high-performance HRM practices also identifies HR factors adapted to
33 an LP environment, including team work, job rotation, continuous training, job security, multi-
34 skilling and engagement (Martínez-Jurado *et al.*, 2013; Hadid and Mansouri, 2014). On the other
35 hand, dealing effectively with LP requires motivated, skilled workers and the integration of HR
36 practices into a firm's production strategy (Bonavia and Marin-Garcia, 2011). Lorden *et al.*,
37 (2014) identified three human factors essential to successful lean implementation in health care
38 sector: communication, leadership, and workload. According to Nicholas (2012), all lean
39 methods center on a team of workers mostly from the process that is to be improved. In
40 healthcare the team would include clinicians and staff from the targeted process and others from
41 related processes (e.g., purchasing, housekeeping, maintenance). Their participation is important
42 not only for implementing improvements, but also for sustaining the improvements.
43
44

45 HRM relies on employees' commitment and involvement and this is achieved through a
46 streamlined organizational structure with decentralized authority, multi-functional training
47 programs and collaboration/communication between the whole workforces (Shah and Ward,
48 2007; Alsmadi *et al.*, 2012). Leaders using timely two-way communication through
49 organizational hierarchy and across departments find successful implementations of their
50 initiatives (Lorden *et al.*, 2014).
51

52 These are the three principles originally generated in manufacturing fields, but they can also be
53 adopted and applied in services fields. JIT is associated with basic control techniques. TQM is a
54 set of basic techniques to reduce process variance. HRM is a set of practices that shape the
55 organizational environment in which the basic techniques are implemented (Shamah, 2013;
56 Furlan *et al.*, 2011).
57
58
59
60

Lean Healthcare Implementation and Performance

Recent studies have explored the relationship between lean healthcare bundling practices and healthcare performance. Many studies had proven that implementation lean in healthcare lead positive results for healthcare performance. According to Shazali *et al.*, (2013), two healthcare organizations in the US showed positive effect on productivity, cost, quality and timely delivery of services after applying lean through organization. Lean system increases the customer satisfaction, financial savings and levels of knowledge management; and a reduction in inventories and process wastes (AL-Najem *et al.*, 2013). According to Jorma *et al.*, (2016), the most important targets in healthcare lean implementations are cost reductions and increment of productivity simultaneously.

From 2003 to 2015, the selected measurements of performance to investigate the effects of lean bundles vary considerably between researches. Hon (2005) measured lean performance by calculating time, cost, quality, flexibility and productivity simultaneously. In 2007, Shah and Ward measured performance in terms of cost, quality, lead time, processing time and operations time. Alsmadi *et al.*, (2012), Shazali *et al.*, (2013) and Butler and Leong (2000) measured performance by different variables: customer satisfaction, employee satisfaction, cycle time, production cost, rate of assets (ROA), market share, overall productivity and labor productivity. Karim and Arif-Uzaman (2013) said that cost-related measures and competitor-related measures are most significant for lean performance evaluation and measurements.

The researchers selected Shazali *et al.*, (2013) and Butler and Leong (2000) classifications of performance measurements and translated these dimensions to questions in the questionnaire to measure the hospital performance as a dependent variable in research model.

Size of organization

Previous studies refer to the classification of hospitals by type, by geographical areas, by function, by funding, by accreditation and by number of beds (Loux *et al.*, 2005). Most of the classifications used measure the performance of hospitals and hospital size based on the number of beds. Hospital bed capacity is the number of beds which a hospital has been designed and constructed to contain. It may also refer to the number of beds set up and staffed for use.

Bhasin (2012) found that large organizations that implemented lean manufacturing achieved higher improvements in their performance compared to small and medium sized enterprises (SMEs). Hadid (2014) and Karim and Arif-Uz-zaman (2013) found that the firm size has an impact on the adaptation of lean practices because large firms are argued to have more financial and human resources allowing more experimentation with new technologies and innovations (e.g. lean practices) that may improve their productivity and efficiency.

Broadly, Large Enterprises (LEs) and Small and Medium sized Enterprises (SMEs) are the two main groups of organisations. Therefore, Lean sacrifices the economies of scale of mass production and aims instead to provide superior customer value through holistic process optimisation, both within the firm and up and down the supply chain (Hu *et al.*, 2015). Lean has been increasingly recognised as a key development concept for all types of firms to improve their operations. In the literature, it is obvious that SMEs can employ a range of approaches and lean tools to facilitate lean implementation (Hu *et al.*, 2015).

In Jordan, the only classification for hospitals is based on two main factors; the ownership of a hospital (governmental or private sector) and the purpose of the hospital itself in terms of being an educational or non-educational hospital. This current classification in Jordan does not help the research in assessing the impact of lean implementation on hospital

performance according to the size of organization. Therefore, our research classifies hospitals based on size (number of beds) as considered by Loux *et al.*,(2005), in which hospitals were classified into three size categories: SMEs (small (fewer than 50 beds), medium (50–99 beds), and large (100 or more beds).

Research Framework

In the light of the gap identified in the previous section, the current study proposes a conceptual model which explores the link between applying lean bundles on organization performance in Jordanian private hospitals.

Our discussion and measurement of lean bundles is necessarily related to the practices that are commonly observed in the literature describing high performance since the practices are complementary to each other. Therefore, the researchers hypothesize that simultaneous application of multiple aspects of lean bundles will have a significant positive impact on performance (Shah and Ward, 2003; Carlborg *et al.*, 2013).

We use seven items for JIT, four items for TQM, nine items for HRM, and eight items for hospital performance. Finally, the relationship between dependent and independent variables can be modified by the size of organization (as moderate variable) depending on Rahman *et al.*, (2010), Karim and Arif-Uz-zaman (2013). This study's research model evaluates how the following groups of variables affect the hospital performance (See Figure 1).

Figure 1 here

Therefore, based on critical review of the existing literature and the developed conceptual framework, the following hypotheses of the study have been developed:

H1: The JIT bundle has a positive and direct effect on hospital performance.

H2: The TQM bundle has a positive and direct effect on hospital performance.

H3: The HRM bundle has a positive and direct effect on hospital performance.

H4: Hospital size moderates the impact of lean bundles on hospital performance.

Research Methodology

Based on the census of economic establishments for the year 2013 issued by the Department of Statistics, there are 58 private hospitals in the various governorates of the Kingdom, and 37 of them are located in the capital, Amman. This research considered the 58 private hospitals in Jordan as the population of the research. The sample framework is the 37 private hospitals in Amman.

According to the researchers' observation, these hospitals usually receive the large number of customers based on statistical distribution of hospitals and beds by governorates and health sectors for 2013 (DOS, 2013). The private hospitals in the capital Amman contain 2966 beds out of 3989 distributed in hospitals in the private sector in the Kingdom.

According to the Department of Statistics' reports for 2013, the Ministry of Health has 16464 employees compared with private health sector which employs 39263 people. Therefore, the private hospitals in the Kingdom in general and specifically in the capital Amman have a critical role in Jordanian economy, and their management is interested in using the up-to-date systems in managing both staff and operations.

In order to achieve the research objectives, the survey has been distributed to the managers (leading positions) in some departments who obtain the knowledge about the lean

practices in their hospitals and have a great understanding about the level of organizational performance. The related departments are: operational department, marketing department, quality assurance department, HRM department, and supply chain department. 5 participants representing each hospital have been selected. The researcher chose the purposive sampling technique to select the research sample. According to the data, a total of 105 questionnaires were returned from 185 questionnaires distributed to 37 hospitals, 105 of which were useable. This translates into a response rate of 56.8 %.

The 20 items concerning lean bundles are measured on a 1–5 Likert scale ranging from strongly disagree (1) to strongly agree (5) asking informants for their perception of the actual implementation of each practice. The eight items concerning performance are measured on a 1–5 Likert scale ranging from “much worse” to “much better” in this study.

Profile of firm

Table II here

Table II indicates that 57% of the sample is classified as big hospital (more than 100 beds) and this requires more staff to make the daily work professionally. This manifests that 62% have more than 200 employees. It is also found that 44.8% of the sample have been established for more than 20 years, this is due to the fact that health sector is one of the oldest service sectors in Jordan.

Validity and reliability

Convergent and discriminate validity were both assessed using a confirmatory factor analysis (CFA) model testing approach. The fit indices are the $\chi^2/df=1.629$, standardized root mean square residual (SRMR) =0.056, comparative fit index (CFI) = .906, and the incremental fit index (IFI) = 90.8. According to the threshold values suggested by Hu and Bentler (1999), our model can be accepted. The discriminate validity was supported because the average variance extracted (AVE) is greater than 0.50 and square root of AVE is greater than each correlation coefficient as shown in table (3). Convergent validity of the measured variables were verified through confirmatory factor analysis and correlation analysis, because (1) all item loadings should be significant and exceed 0.7; (2) composite reliabilities (CR) should be more than 0.8; and (3) average variance extracted (AVE) for each construct should exceed 0.50 were well above the recommended value shown in table (4). Thus, convergent validity was supported. Cronbach's alpha is used to assess the reliability of scales, existing scales should have alpha values higher than .70 (Hair *et al.*, 1995), all constructs Cronbach's alpha were ranged from .710 to .908 which confirm the scale reliability.

An important aspect of construct validity is the validation of second-order constructs as depicted in Figure 2. According to Marsh and Hocevar, (1985), second order validity exists if target coefficient (T) is calculated as the ratio of the chi-square of the first-order model to the chi-square of the second order model between 0.80–1.00. The results of analysis indicted the target coefficient is equal .94 (438.201/463.789) which confirm existence of a second-order construct.

Table III here

Table IV here

1
2
3 **Figure 2 here**
4

5
6 Finally, because self-reported, single-respondent data, common method variance (CMV) might
7 be a threat to the validity of our results. CMV arises because of respondents' need to provide
8 consistent answers and/or answers that are socially desirable. We conducted Harman's single
9 factor (one-factor) test for the possibility of CMV in the single-respondent data of the sample
10 (Podsakoff *et al.*, 2003). Confirmatory factor analysis (CFA) was performed to compare χ^2
11 difference between a single-factor model where all the measurement items were loaded onto a
12 single factor and a model where the measurement items were loaded onto the study factors. The
13 chi-square test demonstrated that the four-factor model was superior to the single-factor model
14 ($\Delta\chi^2 = 321.953$; $\Delta df = 8$; $P < 0.01$). Consequently, according to this method, no CMV problem
15 should be expected.
16
17

18
19 **Analysis of lean bundles implementation**

20 *JIT (Just in Time)*

21 Table IV intended to investigate just in time practices in surveyed hospitals. The results show
22 high degree of implementing Just In Time bundles. The private hospitals in Jordan have a good
23 knowledge about how to deal with suppliers and there is an effective supplier participation in
24 operational system. Lack of sufficient experience in how to deal with the optimum setups got the
25 lowest results because the hospitals are located within the service sector, not industrial.
26
27

28 *HRM (Human Resources Management)*

29 Hospitals realize that greater employee involvement has the central role in determining both the
30 competitive advantage of the firm and the quality of services. Hospital structure is relatively flat
31 (Horizontal structure) shows the lowest results, since the administration system used in sample
32 organizations is centralized, due to the dominant use of vertical organizational chart. The use of
33 such system is due to the application of traditional methods in administration that rely on
34 administrative hierarchy.
35
36

37 *TQM (total quality management)*

38 The quality issues have been discussed in health care for a number of years, and quality
39 programs are required for accreditation by HCAC. Hospital adopting direct contact methods with
40 customers got the highest results, because they are aware that in Jordan's highly competitive
41 market, if these hospitals want to survive, they should maintain an accepted level of customer
42 satisfaction and loyalty.
43
44

45 *Hospital performance*

46 Every hospital in the sample has a vigorous inclination toward customer satisfaction. This result
47 also indicates that administrators are pursuing customer satisfaction more than any other
48 performance dimensions. So, better outcomes for patients generally imply more accessible care
49 with shortened treatment time and waiting time (Shazali *et al.*, 2013). Current Ratio (Current
50 Assets/Current Liabilities) got the lowest results, because few respondents of the questionnaire
51 have information about financial profile of their firms. Therefore, most of the answers of these
52 questions depend on the respondents' own estimations and expectations.
53
54
55
56
57
58
59
60

Testing the research hypotheses

Structural Equation modeling (SEM) was needed to test the proposed hypotheses and multivariate relationships. The results of SEM for the hypothesized model on Table (5) and figure (3) show that the path from lean bundles to hospital performance. The model fit indices are $\chi^2/df= (1.690)$, CFI= .902, RMSEA = 0.078, and SRMR = 0.0663, TLI= .904, these indices are acceptable (Hu and Bentler, 1999).

Figure 3 here

Table V here

The results of the analysis showed that there is a positive significant impact of JIT on hospital performance supporting Hypothesis 1 ($\beta=0.295$, $P<0.05$). The benefits gained from just in time implementation included lower non-value added activities, lower inventory level, higher quality, higher flexibility, and better response time and all these benefits improved organizational performance of hospitals in terms of cost reduction, productivity, inventory minimization and quality. Therefore, H1 was accepted.

HRM and TQM are found to significantly influence hospital performance. Thus, the proposed positive effect (H2) and (H3) are supported where ($\beta=0.314$, $P<0.05$) and ($\beta=-.217$, $P<0.05$) accordingly.

In addition, each of the dimensions of lean bundles; JIT, TQM, and HRM explained a variance of 51% in hospital performance. From previous results, the research emphasize that lean bundles should not be implemented individually and no practice can stand alone and be expected to achieve better performance than all practices combined. The findings in this section agree with the previous researches done in the field (Furlan *et al.*, 2011; Shah and Ward 2007).

To test (H4), a multi-group analysis was used via Amos. This procedure satisfies the recommended guidelines of having at least a couple of cases per free parameter in each model for each large and SMEs (Marsh *et al.*, 1998). This research first compared a fully constrained model in which the paths are constrained equally across subgroups to an unconstrained model. The results on Table 6 showed that there is no significant differences in the impact of lean bundles on hospital performance between large and small and medium hospital ($\Delta\chi=23.5$, $p>0.05$). Thus H4 is not supported.

Table VI here

Discussion, conclusion and implications

The findings of this study contribute to the existing literature of knowledge by studying the effect of the implementation of lean bundles on hospital performance. The results of data analysis revealed that the implementation of lean bundles in Jordanian private hospitals has a positive effect on overall healthcare performance and has a positive impact on quality, cost, patient and staff satisfaction.

The result of our study indicates that TQM implementation helps hospitals to identify and eliminate areas generating the most waste and to improve department workflows, thereby increasing overall service quality. Therefore, the results of our study are consistent with the findings of previous research studies such as Rocha-lona *et al.* (2013) and Abdelhadi (2015) who found that TQM leads to improve performance by improving and sustaining the quality of service

1
2
3 Many previous research studies such as Taj and Morosan (2011) and Shah and Ward
4 (2007) stressed the role of employees, as they are the key to problem-solving team, lead
5 process/service improvement efforts and maintain excellent records of all activities regularly
6 which leads to improve all over productivity, which is one of the most important criteria of
7 performance. The research findings indicated that HRM, as one of the lean bundles, brings
8 benefits to hospitals as performance improvement. Thus, our findings are in line with previous
9 research done in the field which illustrated a strong relationship between human resource
10 management and hospital performance. For instance, Bonavia and Marin-Garcia, (2011), found
11 that some of the HRM practices have a significant impact on employee turnover, and
12 productivity.
13

14
15 Our findings pointed out that JIT minimizes wastes generated in the process, ensuring
16 greater productivity, reducing the required time from patients and processed materials, and
17 forcing hospitals to deal with suppliers, service providers, and customers all over the world.
18 Thus, the findings of the present research confirm some previous findings presented in the
19 existing literature (Belekoukias *et al.*, 2014; Nawanir *et al.*, 2013; Dora *et al.*, 2013).
20

21 We expected and hypothesised that hospital size moderates the impact of lean bundles on
22 hospital performance. The results of data analysis were in some way surprising and our
23 hypothesis was not supported. However, other authors have found different results.
24

25 Many researchers have assumed that size does not affect a firm's ability to implement
26 lean system, and that SMEs can implement such systems just as effectively as large business
27 (Shah and Ward, 2003; AL-Najem *et al.*, 2013; Raghunath and Jayathirhav, 2014; HU *et al.*,
28 2015). In reality, large companies and SMEs are able to gain the benefits of lean system
29 (Raghunath and Jayathirhav, 2014). According to HU *et al.*, (2015), lean can be suitable to all
30 sizes of enterprise in their activities to become more competitive to sustain, and possibly
31 enhance, their position in the modern marketplace. Rymaszewska (2014) emphasize the
32 successful adoption of lean among SMEs. The author highlights the capability of lean to address
33 the challenges that companies, regardless of their size, face.
34

35 Strong leadership culture and committed management support the cornerstone for success
36 in implementing any idea regardless of organisation size (Achanga *et al.*, 2006).
37

38 SMEs have a better chance of adapting to change compared with large firms, as they are
39 less hierarchical and less bureaucratic than large firms, and can therefore adopt and form the
40 information across entire departments more efficiently than large one (HU *et al.*, (2015).
41 According to Belekoukias *et al.* (2014), the waste minimization affects more SMEs compared to
42 large organisations. SMEs are privately owned, with the owner taking a long-term perspective
43 and commitment to developing and sustaining their business. Shah and Ward (2003) found that it
44 is not always advantageous that large size will lead to higher operational performance and that in
45 many cases; large size has a negative impact on the operational performance when the effects of
46 JIT, TQM, TPM and HRM are taken into consideration. Large organizations suffer from
47 structural inertial forces that negatively affect the implementation of lean manufacturing
48 practices.
49

50
51 According to Shazali *et al.*, (2013) lean initiative does not focus on large scale
52 investments, but it gives healthcare organizations an alternative methodology for achieving
53 improvement without high investments. In addition, these results are inconsistent with the results
54 of previous studies, including Bhasin (2012) and Rahman *et al.*, (2010). The main reason for the
55 difference in results is the study environment. Most of the previous studies that used the size of
56 organization as a moderate variable of the relationship between lean bundles and performance
57
58
59
60

1
2
3 done in industrial environment and manufacturers as a targeted sample. While the study
4 environment in this research is the service environment and healthcare sector which is a targeted
5 sample. The organizational performance of those hospitals can be driven substantially by lean
6 system implementation without significant differences of the advantages that depend on size.
7

8 The results of this study offer several managerial 'take-away' implications for
9 practitioners and policy makers in order to enhance the implementation of lean bundles, as an
10 effective approach that can dramatically improve the organizational performance of hospitals.
11 Firstly, the tools of lean bundles should be used effectively to reduce the time, effort and
12 resources required for improvement in the health care sector. Therefore, public policy makers in
13 Jordan should increase their awareness of lean bundles, concepts and benefits for improving
14 service quality and optimizing hospital performance in Jordan.
15

16 Secondly, hospitals should have an effective leadership at the top and at the middle
17 management levels to eliminate all obstacles towards the achievement of lean bundles goals.
18 Moreover, the top management in healthcare sector must educate and empower staff which leads
19 to the involvement of all the employees in the process.
20
21

22 **Limitations and implications for future studies**

23 Although the study objectives were accomplished, several limitations of the study should be
24 noted.
25

26 Firstly, this study was limited to private hospitals of a certain health sector within a specific
27 small country context. Therefore, caution must be exercised in extending and generalizing our
28 findings to large public hospitals and other contexts. However, our study could be considered as
29 a foundation for future studies in other countries and sectors. In particular, it is recommended to
30 replicate our study in many other service industries such as hotel industry, consultancy services
31 and telecommunications industry.
32

33 Secondly, not all the groups of variables of lean system implementation that affect the hospital
34 performance were examined, and there might be other factors influencing the hospital
35 performance.
36

37 Finally, it is recommended to develop more cross-sector comparisons between the service and
38 manufacturing sectors, and assess the readiness of SMEs to embark on a lean journey
39
40
41
42
43
44
45
46
47
48
49
50
51
52
53
54
55
56
57
58
59
60

References

- Abdelhadi, Abdelhakim. (2015), 'Investigating Emergency Room Service Quality Using Lean Manufacturing', *International Journal of Health Care Quality Assurance*, Vol. 28 No. 5, pp. 510-519.
- Achanga, P., Shehab, E., Roy, R., and Nelder, G. (2006), 'Critical Success Factors for Lean Implementation within SMEs', *Journal of Manufacturing Technology Management*, Vol. 17 No. 4, pp. 460-471.
- Albliwi, A., Antony, J., and Lim, H. (2015), 'A Systematic Review of Lean Six Sigma for the Manufacturing Industry', *Business Process Management Journal*, Vol. 21 No. 3.
- AL-Najem, M., Dhakal, H., Labib, A., and Bennett, N. (2013), 'Lean Readiness Level within Kuwaiti Manufacturing Industries', *International Journal of Lean Six Sigma*, Vol. 4 No. 3, pp. 280 – 320.
- Al-Saa'da, J., Taleb, A., Abdallat, A., Elian, M., Al-Mahasneh, A., Nimer, A., and Al-Weshah, A. (2013), 'Supply Chain Management and Its Effect on Health Care Service Quality: Quantitative Evidence from Jordanian Private Hospitals', *Journal of Management & Strategy*, Vol. 4 No. 2, pp. 42-51.
- Alsmadi, M., Almani, A., and Jerisat, R. (2012), 'A Comparative Analysis of Lean Practices and Performance in the UK Manufacturing and Service Sector Firms', *Total Quality Management & Business Excellence*, Vol. 23 No. 3-4, pp. 381-396.
- Behrouzi, F., and Wong, K. Y. (2011), 'Lean Performance Evaluation of Manufacturing Systems: a Dynamic and Innovative Approach', *Procedia Computer Science*, Vol. 3, pp. 388-395.
- Belekoukias, I., Garza-Reyes, J. A., and Kumar, V. (2014), 'The Impact of Lean Methods and Tools on the Operational Performance of Manufacturing Organizations', *International Journal of Production Research*, Vol. 52 No. 18, pp. 5346–5366.
- Bhasin, S. (2012), 'Performance of Lean in large Organisations', *Journal of Manufacturing Systems*, Vol. 31 No. 3, pp. 349-357.
- Bonavia, T., and Marin-Garcia, J. (2011), 'Integrating Human Resource Management into Lean Production and their Impact on Organizational Performance', *International Journal of Manpower*, Vol. 32 No. 8, pp. 923- 938.
- Burgess, N., and Radnor, Z. (2013), 'Evaluating Lean in healthcare', *International Journal of Health Care Quality Assurance*, Vol. 26 No. 3, pp. 220-235.
- Butler, W., and Leong, K. (2000), 'The Impact of Operations Competitive Priorities on Hospital Performance', *Health Care Management Science*, Vol. 3 No. 3, pp. 227-235.
- Carlborg, P., Kindström, D., and Kowalkowski, C. (2013), 'A Lean Approach for Service Productivity Improvements: Synergy or Oxymoron', *Managing Service Quality: An International Journal*, Vol. 23 No. 4, pp. 291-304.
- Cheng, S., Bamford, D., Papalex, M., and Dehe, B. (2015), 'Improving Access to Health Services—Challenges in Lean Application', *International Journal of Public Sector Management*, Vol. 23 No. 22, pp. 121-135.
- Cua, K., McKone, K., and Schroeder, G. (2001), 'Relationships' between Implementation of TQM, JIT, and TPM and Manufacturing Performance', *Journal of Operations Management*, Vol. 19 No.6, pp.675-694.
- Dal Pont, G., Furlan, A., and Vinelli, A. (2008), 'Interrelationships among Lean Bundles and their effects on Operational Performance', *Oper Manag Res*, Vol. 1 No. 2, pp. 150-158.

- 1
2
3 De Souza, B. (2009), 'Trends and Approaches in Lean Healthcare', *Leadership in Health*
4 *Services*, Vol. 22 No. 2, pp. 121-139
- 5 Doolen, L., and Hacker, E. (2005), 'A Review of Lean Assessment in Organizations: an
6 Exploratory Study of Lean Practices by Electronics Manufacturers', *Journal of*
7 *Manufacturing Systems*, Vol. 24 No. 1, pp. 55-67.
- 8 Department of Statistics, Jordan (2013), 'Jordan in Figures', Amman: Department of Statistic (In
9 Arabic).
- 10 Dora, M., Van Goubergen, D., Kumar, M., Molnar, A., and Gellynck, X. (2013), 'Application of
11 Lean Practices in Small and Medium-Sized Food Enterprises', *British Food Journal*, Vol.
12 116 No. 1, pp. 125-141.
- 13 Drotz, E., and Poksinska, B. (2014), 'Lean in Healthcare from Employees' Perspectives',
14 *Journal of Health Organization and Management*, Vol. 28 No. 2, pp. 177 - 195.
- 15 Esin, S., and Hial, O. (2014), 'The Effects of Total Quality Management Practices on
16 Performance and the Reasons of and the Barriers to TQM Practices in Turkey', *Advances*
17 *in Decision Sciences*, Vol. 2014, pp. 1-17.
- 18 Farzad, B., and Kuan, W. (2011), 'An Investigation and Identification of Lean Supply Chain
19 Performance Measures in the automotive SMEs', *Scientific Research and Essays*, Vol. 6
20 No. 24, pp. 5239-5252.
- 21 Furlan, A., Vinelli, A., and Dal Pont, G. (2011), 'Complementarity and Lean Manufacturing
22 Bundles: an Empirical Analysis', *International Journal of Operations & Production*
23 *Management*, Vol. 31 No. 8, pp. 835-850.
- 24 Ghosh, M., and Sobek D. (2015), 'A Problem-Solving Routine for Improving Hospital
25 Operations' *Journal of Health Organization and Management*, Vol. 29 No. 2, pp. 252-270.
- 26 Hadid, W. (2014), 'The Relationship between Lean Service, Activity-Based Costing and business
27 strategy and their Impact on Performance', Brunel University Brunel Business School,
28 PhD Theses.
- 29 Hadid, Wael and Mansouri, Afshin. (2014), 'The Lean-Performance Relationship in Services: a
30 Theoretical Model'. *International Journal of Operations & Production Management*, Vol.
31 34 No. 6, pp. 750-785.
- 32 Hair, F., Anderson, E., Tatham, L., and Black, C. (1995), *Multivariate Data Analysis*, 4th ed.
33 Prentice Hall, Upper Saddle River, NJ.
- 34 Halasa, Y., and Nandakumar, K. (2009), 'Factors Determining Choice of Health Care Provider in
35 Jordan', *Eastern Mediterranean Health Journal*, Vol. 15 No. 4, pp.959-968.
- 36 Hon, B. (2005), 'Performance and Evaluation of Manufacturing Systems', *CIRP Annals-*
37 *Manufacturing Technology*, Vol. 54 No. 2, pp. 139-154.
- 38 Hu, L., and Bentler, M. (1999), 'Cutoff Criteria for Fit Indexes in Covariance Structure Analysis:
39 Conventional Criteria Versus New Alternatives', *Structural Equation Modelling*, Vol. 6
40 No. 1, pp. 1-55.
- 41 Hu, Q., Mason, R., Williams, S., and Found, P. (2015), 'Lean Implementation within SMEs: a
42 Literature Review', *Journal of Manufacturing Technology Management*, Vol. 26 No. 7.
- 43 Jadhav, J., Mantha, S., and Rane, S. (2014), 'Exploring Barriers in Lean Implementation',
44 *International Journal of Lean Six Sigma*, Vol. 5 No. 2, pp. 122-148.
- 45 Jagdish, J., Mantha, S., and Santosh, R. (2014), 'Development of Framework for Sustainable
46 Lean Implementation: an ISM Approach', *Journal of Industrial Engineering International*,
47 Vol. 10 No. 27, pp. 4-27.
- 48
49
50
51
52
53
54
55
56
57
58
59
60

- 1
2
3 Jarrett, P. (2006), 'An Analysis of International Health Care Logistics: The Benefits and
4 Implications of Implementing Just-in-Time Systems in the Health Care Industry',
5 *Leadership in Health Services*, Vol. 19 No. 1, pp. 1-10.
- 6
7 Jorma, T., Tiirinki, H., Bloigu, R., and Turkki, L. (2016), 'Lean Thinking in Finnish Healthcare',
8 *Leadership in Health Services*, Vol. 29 No. 1, pp. 9 - 36.
- 9
10 Karim, A., and Arif-Uz-zaman, K. (2013), 'A Methodology for Effective Implementation of
11 Lean Strategies and its Performance Evaluation in Manufacturing Organizations', *Business
12 Process Management Journal*, Vol. 19 No. 1, pp. 169-196.
- 13
14 Kannan, V., Tan, K. (2005), 'Just in Time, Total Quality Management, and Supply Chain
15 Management: Understanding their Linkages and impact on Business Performance',
16 *Omega*, Vol. 33, pp. 153-162.
- 17
18 Loux, L., Payne, S., and Knott, A. (2005), *Comparing Patient Safety in Rural Hospitals by Bed
19 Count*, Agency for Healthcare Research and Quality, Rockville Md.
- 20
21 Lorden, A., Zhang, Y., Lin, S., and Cote, M. (2014), 'Measures of Success: The Role of Human
22 Factors in Lean Implementation in Healthcare', *Quality Management Journal*, Vol. 21 No.
23 3, pp. 26-37.
- 24
25 Lura, R., and Priti, Sh. (2011), 'Lean Service Implementation in Hospital: A Case Study
26 Conducted in University Clinical Centre of Kosovo, Rheumatology Department', Master
27 Thesis, Umea School of Business, Sweden.
- 28
29 Leggat, S., Bartram, T., Stanton, P., Bamber, G., and Sohal A. (2015), 'Have Process Redesign
30 Methods, such as Lean, been Successful in Changing Care Delivery in Hospitals? A
31 Systematic Review', *Public Money & Management*, Vol. 35 No.2, pp. 161-168.
- 32
33 Marodin, A., and Saurin, A. (2013), 'Implementing Lean Production Systems: Research Areas
34 and Opportunities for Future Studies', *International Journal of Production Research*, Vol.
35 51 No. 22, pp. 6663-6680.
- 36
37 Marsh, W., Hau, T., Balla, R., and Grayson, D. (1998), 'Is more ever too much? The Number of
38 Indicators per Factor in Confirmatory Factor Analysis', *Multivariate Behavioural
39 Research*, Vol. 33 No. 2, pp. 181-220.
- 40
41 Marsh, H., and Hocevar, D. (1985), 'Application of Confirmatory Factor Analysis to the Study
42 of Self-concept: First- and Higher-order Factor Models and their Invariance Across
43 Groups', *Psychological Bulletin*, Vol. 97 No. 3, pp. 145-52.
- 44
45 Mannon, M. (2014), 'Lean Healthcare and Quality Management: The Experience of
46 ThedaCare', *Quality Management Journal*, Vol. 21 No. 1, pp. 7-10.
- 47
48 Martínez-Jurado, P., Moyano-Fuentes, J., and Gómez, P. (2013), 'HR Management during Lean
49 Production Adoption', *Management Decision*, Vol. 51 No. 4, pp. 742 - 760.
- 50
51 Med Tourism Co, LLC [http://www.medicaltourismco.com/jordan-hospitals/medical-tourism-
52 jordan.php](http://www.medicaltourismco.com/jordan-hospitals/medical-tourism-jordan.php) (last accessed April 2014).
- 53
54 Nawanir, G., Teong, Lim., and Othman S. (2013), 'Impact of Lean Practices on Operations
55 Performance and Business Performance', *Journal of Manufacturing Technology
56 Management*, Vol. 24 No. 7, pp. 1019-1050.
- 57
58 Nayar, P., Ojha, D., Fetrick, A., and Nguyen, A. (2016), 'Applying Lean Six Sigma to improve
59 Medication Management', *International Journal of Health Care Quality Assurance*, Vol.
60 29 No. 1, pp. 16 - 23.
- 61
62 Nicholas, John. (2012), 'An Integrated Lean-Methods Approach to Hospital Facilities Redesign',
63 *Hospital Topics*, Vol. 90 No.2, pp. 47-55.

- 1
2
3
4
5
6
7
8
9
10
11
12
13
14
15
16
17
18
19
20
21
22
23
24
25
26
27
28
29
30
31
32
33
34
35
36
37
38
39
40
41
42
43
44
45
46
47
48
49
50
51
52
53
54
55
56
57
58
59
60
- Podsakoff, P., MacKenzie, S., Lee, J., and Podsakoff, P. (2003), 'Common Method Biases in Behavioural Research: a Critical Review of the Literature and Recommended Remedies', *Journal of Applied Psychology*, Vol. 88 No. 5, pp. 879-903.
- Poksinska, B., Swartling, D., and Drotz, Total. (2013), 'The Daily Work of Lean Leaders – Lessons from Manufacturing and Healthcare', *Erik Quality Management*, Vol. 24 No. 8, pp. 886-898.
- Rahman, S., Laosirihongthong, T., and Sohal, S. (2010), 'Impact of Lean Strategy on Operational Performance: a Study of Thai Manufacturing Companies', *Journal of Manufacturing Technology Management*, Vol. 21 No. 7, pp. 839-852.
- Raghunath, A., Jayathirtha, R.V. (2014), 'Six Sigma Implementation by Indian Manufacturing SMEs - an Empirical Study', *Academy of Strategic Management Journal*, Vol. 13 No. 1, pp. 35-55.
- Rocha-Lona, L., Garza-Reyes, A., and Kumar, V. (2013), *Building Quality Management Systems: Selecting the Right Methods and Tools*, CRC Press.
- Rymaszewska, Anna. (2014), 'The Challenges of Lean Manufacturing Implementation in SMEs', *Benchmarking: An International Journal*, Vol. 21 No. 6, pp. 987-1002.
- Sara, T., Monica E., Carol T., Mats B., and Johan H. (2015), 'Agile, a Guiding Principle for Health Care Improvement? ', *International Journal of Health Care Quality Assurance*, Vol. 28 No. 5, pp. 486-493.
- Shah, R. and Ward, P.T. (2003), 'Lean Manufacturing: Context, Practice Bundles, and Performance', *Journal of Operations Management*, Vol. 21 No. 2, pp. 129-149.
- Shah, R., and Ward, T. (2007), 'Defining and Developing Measures of Lean Production', *Journal of Operations Management*, Vol. 25 No. 4, pp. 785-805.
- Shamah, A. (2013), 'Measuring and Building Lean Thinking for Value Creation in Supply Chains', *International Journal of Lean Six Sigma*, Vol. 4 No. 1, pp. 17-35.
- Shazali, A., Habidin, F., Ali, N., Khaidir, A., and Jamaludin, H. (2013), 'Lean Healthcare Practice and Healthcare Performance in Malaysian Healthcare Industry', *International Journal of Scientific and Research Publications*, Vol. 3 No. 1, pp. 1-5.
- Silva, I., Seraphim, E., Agostinho, O., Junior, O., and Batalha, G. (2015), 'Lean Office in Health Organization in the Brazilian Army', *International Journal of Lean Six Sigma*, Vol. 6 No. 1, pp. 2 - 16.
- Taj, S., and Morosan, C. (2011), 'The impact of Lean Operations on the Chinese Manufacturing Performance', *Journal of manufacturing technology management*, Vol. 22, No. 2, pp. 223-240.
- Tan, W. (2011), 'Managing Lean Projects: Understanding the Structures of Lean Production', *International Journal of Construction Management*, Vol. 11 No. 3, pp. 67-78.
- Wong, W., Ignatius, J., and Soh, K. (2014), 'What is the Leanness Level of your Organization in Lean Transformation Implementation? An Integrated Lean Index Using ANP Approach', *Production Planning & Control: The Management of Operations*, Vol. 25 No. 4, pp. 273-287.
- Wickramasinghe, D., and Wickramasinghe, V. (2011), 'Perceived Organisational Support, Job Involvement and Turnover Intention in Lean Production in Sri Lanka', *International Journal of Advanced Manufacturing Technology*, Vol. 55 No. 5-8, pp. 817-830.
- Zhou, B. (2012), 'Lean Principles, Practices, and Impacts: a Study on small and Medium-Sized Enterprises (SMEs)', *Annals of Operations Research*, No. 1, pp. 1-18.

Table I: Reviewing the body of knowledge for lean bundling practices

<i>Research</i>	<i>VS</i>	<i>CI</i>	<i>JIT</i>	<i>TQM</i>	<i>Perfection</i>	<i>HRM</i>	<i>Zero defects</i>	<i>MFT</i>	<i>VIS</i>	<i>TPM</i>	<i>COST</i>
Albliwi <i>et al.</i> , 2015			•	•		•					•
Hu <i>et al.</i> , 2015			•	•		•					•
Jagdish <i>et al.</i> , 2014			•	•		•					
Belekoukias <i>et al.</i> , 2014		•	•			•				•	
Tan, W, 2011	•		•			•					
Shazali <i>et al.</i> , 2013		•				•					
Burgess and Radour, 2013	•	•	•		•						
Alsmadi <i>et al.</i> , 2012		•	•	•		•					
Zhou, B, 2012			•	•							
Dal Pont <i>et al.</i> , 2008			•	•		•					
Behrozi & Wong, 2011		•	•				•	•	•		
Furlan <i>et al.</i> , 2011		•	•	•		•					
Farzad & kuan, 2011		•	•	•		•					•
Laura & pariti, 2011	•		•		•	•					
Cua <i>et al.</i> , 2001			•	•	•					•	
Shah and Ward, 2003			•	•		•				•	

Table II: Descriptive statistics of sample's organisation characteristics

<i>Number of employees</i>	<i>Freq</i>	<i>%</i>	<i>Age of hospital</i>	<i>Freq</i>	<i>%</i>	<i>Number of beds</i>	<i>Freq</i>	<i>%</i>
50 employees or less	1	1%	0-3	11	10.5%	Less than 50	20	19.1%
Between 51 and 100	13	12.4%	4-7	0	0%	From 50 to 100	25	23.8%
Between 101 and 150	14	13.3%	8-11	8	7.6%	More than 100	60	57.1%
Between 151 and 200	12	11.4%	12-15	24	22.9%	Total	105	100%
More than 200	65	61.9%	16-19	15	14.3%			
Total	105	100%	+20	47	44.8%			

Table III: Interconstruct Correlations

<i>constructs</i>	<i>JIT</i>	<i>TQM</i>	<i>HRM</i>	<i>Performance</i>
JIT	(.735)			
TQM	.395**	(.774)		
HRM	.630**	.516**	(.728)	
performance	.618**	.642**	.640**	(.831)
Note: Square root of AVE are shown on the diagonal of each matrix; Interconstruct correlation is shown off the diagonal				
**Sig<.01, *Sig<.05				

Table IV: Measurement of confirmatory factor analysis – convergent validity/ Means and Standard Deviations for sample's responses toward research questions.

<i>JIT</i>	<i>Factor loading</i>	<i>Mean</i>	<i>stdev</i>	<i>Level</i>	<i>Rank</i>	<i>CR</i>	<i>AVE</i>	<i>α</i>
Hospital usually completes daily schedule as planned	0.764	3.87	.858	high	3	.86	.54	.862
The layout of institution floor facilitates low inventories and fast throughput	0.707	3.78	.740	high	5			
Suppliers frequently deliver materials to hospital	0.784	4.15	.703	high	1			
Customers receive JIT deliveries from hospital	0.711	3.84	.846	high	4			
Hospital have low setup times of equipment's	0.722	3.59	.858	Medium	7			
Hospital actively develops customer's services	0.733	4.12	.850	high	2			
Hospital uses pull-based production system (according to customer order)	0.733	3.72	.909	high	6			
Overall mean		3.86		high				

HRM (human resource management)									
Hospital encourages team work to achieve common goals, rather than encourages individual work	0.729	4.17	.837	high	1	.91	.53	.908	
Management tells us why our suggestions either implemented or not	0.648	3.79	.825	high	3				
Hospital structure is relatively flat (Horizontal structure)	0.694	3.51	.894	Medium	9				
Employees receive training to perform multiple tasks	0.688	3.78	.847	high	4				
Employees receive training and development in workplace skills regularly	0.749	3.71	.883	high	8				
Hospital adopts all aspects of continuous improvement	0.831	3.86	.815	high	2				
Employees undergo cross-functional training/ Employees tend to involve problem solving teams	0.807	3.73	.828	high	7				
Employees lead service/process improvement efforts	0.724	3.77	.827	high	5				
Employees are empowered and encouraged to improve the services/ processes within the hospital	0.673	3.75	.840	high	6				
Overall mean		3.79		high					
TQM (total quality management)									
Hospital adopts direct contact methods with customers	0.782	4.34	.740	high	1	.86	.60	.71	
Customers provide feedback on quality and delivery performance	0.835	3.74	.829	high	4				
Hospital employs regular customer satisfaction surveys	0.701	3.82	.918	high	3				
Hospital frequently in close contact with suppliers	0.786	3.95	.861	high	2				
Overall mean		3.96		high					
Hospital performance									
Overall customer satisfactions	0.831	3.93	.814	high	1	.91	.69	.900	
Worker Productivity.	0.827	3.76	.892	high	2				
Revenue Growth.	0.779	3.71	.881	high	4				
Current Ratio (Current Assets/Current Liabilities)	0.885	3.64	.855	medium	5				
Excess of income over expenses.	0.831	3.68	.851	high	3				
Quick delivery compare to competitors	Dropped								
Cost of services relative to competitors	Dropped								
common market share (hospital revenues/related market revenues)	Dropped								
Overall mean		3.74		high					

Table V: Path analysis for the constructs of the study

Path			Estimate	C.R.	P
Performance	<---	JIT	.295	3.674	.000
Performance	<---	TQM	.217	2.977	.003
Performance	<---	HRM	.314	3.663	.000
R2			.513		

Table VI: Results of the multigroup analysis

Models	χ^2	df	$\Delta\chi^2$	Δdf	χ^2 difference test	Small & medium size	large size
1. Baseline Model	1023.2	504					
2. Constrained Model	1046.7	531	23.5	26	Insignificant p < 0.05		
Constrained Path							
Performance <--- JIT	1023.2	505	0	1	Insignificant p < 0.05	.483	.306
Performance <--- HRM	1023.4	505	.2	1	Insignificant p < 0.05	-.167	.288

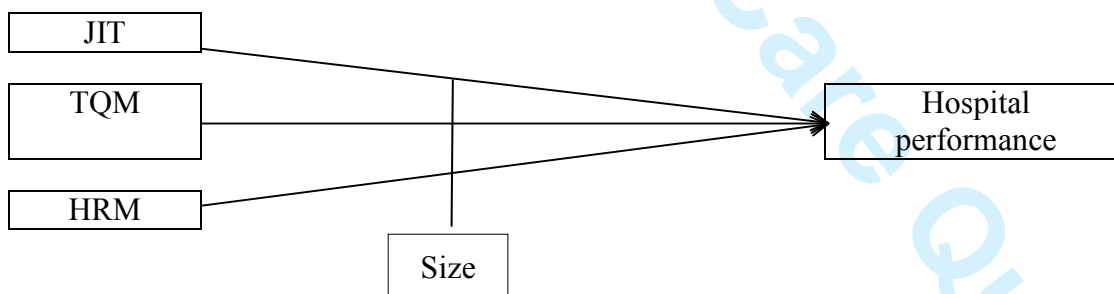
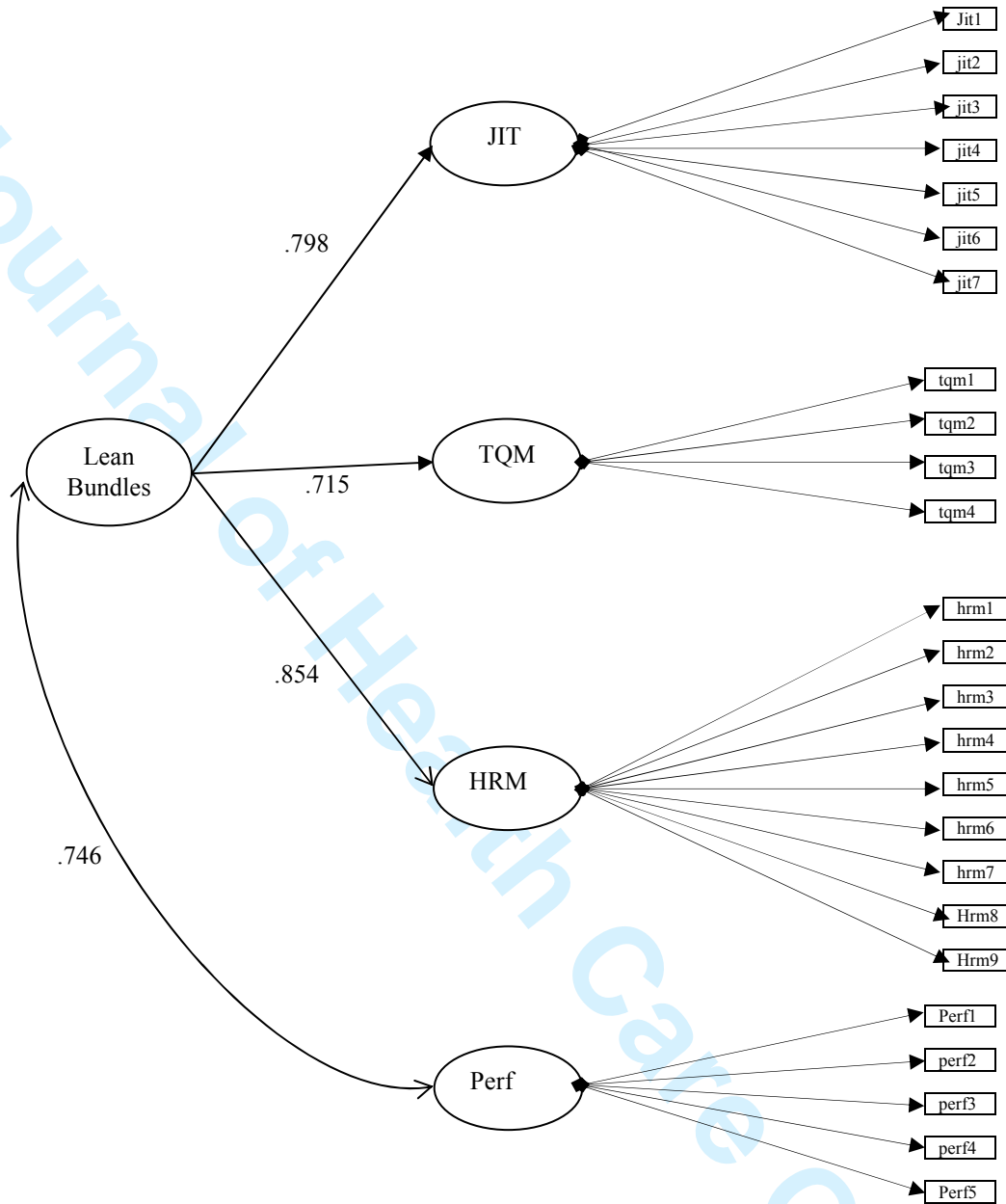
Figure 1: Research Model

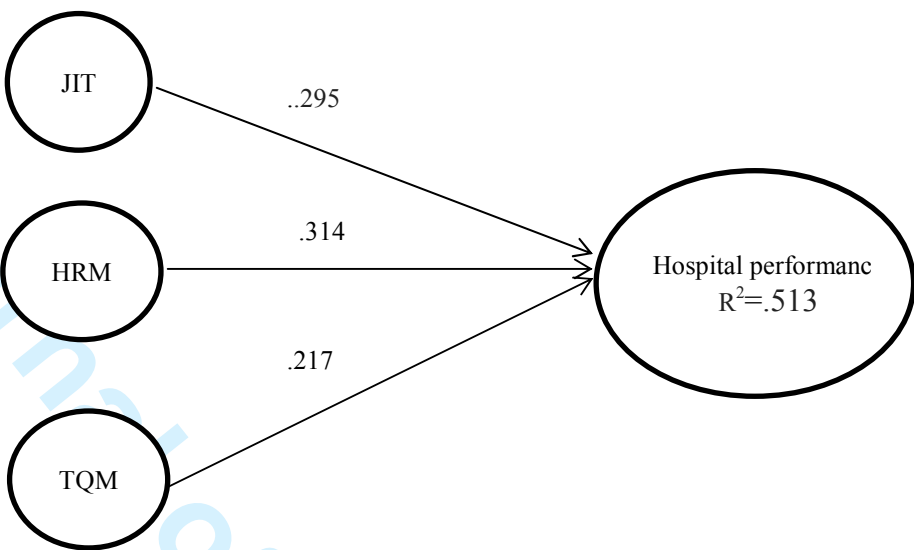
Figure 2: second-order CFA results



$\chi^2/df=1.711$, CFI= .901, TLI=.890, RMSEA= .078, SRMR=.068

1
2
3
4
5
6
7
8
9
10
11
12
13
14
15
16
17
18
19
20
21
22
23
24
25
26
27
28
29
30
31
32
33
34
35
36
37
38
39
40
41
42
43
44
45
46
47
48
49
50
51
52
53
54
55
56
57
58
59
60

Figure 3: Structural model with parameter estimates



The Impact of Lean bundles on Hospital Performance, Does Size Matter?

Khalil Al-Hyari, Sewar Abu Hammour & Mohammad Khair Abu Zaid

Faculty of Business, Al-Balqa Applied University, Jordan

E-mail: kalhyari@bau.edu.jo & sewar.abuhammour@hotmail.com & mohammed_abu_zaid@hotmail.com

Mohamed Haffar

Faculty of Management, Bournemouth University, UK

Email: mhaffar@bournemouth.ac.uk

Structured Abstract:

Purpose: The purpose of this research is to study the effect of the implementation of lean bundles on hospital performance in private hospitals in Jordan and evaluate how much the size of organization can affect the relationship between lean bundles implementation and hospital performance.

Design/Methodology/Approach: The research is considered as quantitative method (descriptive and hypothesis testing). Three statistical techniques were adopted to analyse the data. Structural Equation Modelling (SEM) techniques and multi-group analysis were used to examine the research's hypothesis, and to perform the required statistical analysis of the data from the survey. Reliability analysis and confirmatory factor analysis were used to test the construct validity, reliability, and measurement loadings that were performed.

Findings: Lean bundles have been identified as an effective approach that can dramatically improve the organizational performance of private hospitals in Jordan. Main lean bundles- Just In Time, Human Resource Management, and Total Quality Management are applicable to large, small and medium hospitals without significant differences in advantages that depend on size.

Original/Value: According to the researchers' best knowledge, this is the first research that studies the impact of lean bundles implementation in healthcare sector in Jordan. This research also makes a significant contribution for decision makers in health care to increase their awareness of lean bundles.

Keywords: Lean Bundles, Healthcare, Jordan, Hospital Performance.

Article Classification: Research paper

Received – 8th July 2015

Revised – 10th August 2015

Revised – 28th February 2016

Accepted –

Introduction

The process of healthcare work improvement receives attention due to its importance as a vital sector in economy (Ghosh and Sobek, 2015). With its connection with human life, healthcare has one of the most significant roles in society and requires important investments and constant development (Cheng *et al.*, 2015). Healthcare, is a vital sector in the Jordanian economy since independence because of its considerable contributions to employment and revenue generation (Al-Saa'da *et al.*, 2013). The establishment of many modern medical colleges in Jordan shows its seriousness in providing quality healthcare to its citizens, as well as to its visitors and tourists (Halasa and Nandakumar, 2009; Med Tourism Co, LLC, 2014).

Hospitals are often characterized as particularly complex systems interacting with a wide variety of heterogeneous actors, and requiring close coordination of activities across interdependent units to provide a customer service (Shazali *et al.*, 2013; Ghosh and Sobek, 2015). Given the recognition of a complex environment, focus has been directed on the need for organizations to match that complexity to remain viable by applying one of the most valuable production system and service offering which is the Japanese Lean Production System (LPS).

Over the last decade, lean has been applied to the health service industry where it has been associated with increasing quality, efficiency through improved clinical processes, and it shortens the time between order placement and product delivery by eliminating inefficiencies and waste in workflow processes (Drotz and Poksinska, 2014; Sara *et al.*, 2015; Cheng *et al.*, 2015). Also, it gives healthcare professionals a chance to redesign their work in a more effective way without requiring extra resources leading to patient satisfaction with care (Leggat *et al.*, 2015; Nayar *et al.*, 2016; Jorma *et al.*, 2016). According to Silva *et al.*, (2015) lean office health techniques can provide benefits to healthcare in developing countries' hospitals.

Reviewing the literature about lean implication in healthcare points to a shortage of extensive research on this subject in the developing countries (Laura and Priti, 2011; Ghosh and Sobek, 2015). The overwhelming majority of studies have been conducted in industrial fields (Albliwi *et al.*, 2015). This observation provides scope for the following questions:

Is there any effect of the three main bundles of lean (Just In Time, Total Quality Management, and Human Resource Management) implementation on organizational hospital performance? Is there any effect of the size of the hospitals on the relationship between lean bundles implementation and hospital performance?

Background

Lean concept was introduced firstly by Krafjick in 1988 in his article "Triumph of the Lean Production System" which focused on the idea of using less of everything to increase the efficiency and productivity in organizations (Laura and Priti, 2011). Marodin *et al.*, (2013), used "Lean Production" as a term to describe the power of Toyota production system which requires less human resources, space, capital, material, inventory and time to make a greater and wide variety of products with fewer defects. In any situation where wastes are supposed to appear and efficiency is needed to be increased, lean is a great scope to make things better, faster and cheaper. Because of that, lean concept is considered universal since it is applies to many fields (Wong *et al.*, 2014).

The development of lean concept originally started in the automotive industry, delivering high quality product and services while improving organizational performance and satisfying customers (Shazali *et al.*, 2013; Nayar *et al.*, 2016). Then the concept migrated into many sectors

1
2
3 beyond automotive, including service and healthcare (Poksinska *et al.*, 2013; Ghosh and Sobek,
4 2015).

7 **Lean bundles**

8 The authors systematically reviewed the literature. According to Albliwi *et al.*, (2015), one of the
9 advantages of undertaking the systematic review approach is becoming aware of the breadth of
10 research and the theoretical background in a specific field.

11 The literature identifies lean philosophy as a bundle of associated practices installed as a
12 system (Wickramasinghe and Wickramasinghe, 2011). Lean manufacturing has become an
13 integrated system that includes highly inter-related elements and wide management practices
14 (Furlan *et al.*, 2011). Researchers maintain that it is the implementation of the whole set of lean
15 practices that leads companies to higher performance, due to the relationships between practices
16 (Dal Pont *et al.*, 2008).

17 Lean bundles create an efficient operation, and pull together best practices and concepts.
18 This includes just in time, total quality management, human resource management, continuous
19 improvement, resource planning and supply chain management (Jadhav *et al.*, 2014). According
20 to Dal Pont *et al.*, (2008), Lean philosophy translates into a collection of practices and techniques
21 i.e. lean manufacturing bundles that both implement and support the lean approach.

22 Shah and Ward (2003) define lean manufacturing as a multi-dimensional approach that
23 encompasses a wide variety of management bundles, including just-in-time (JIT), total quality
24 management (TQM), total preventive maintenance (TPM), and human resource management
25 (HRM) in an integrated system to investigate their effects on operational performance. The main
26 function of lean production is that the previous bundles can work synergistically to develop a
27 high quality system that leads to produce a finished product at the pace of customer demand with
28 little or no waste.

29 After reviewing the literature about the bundles that affect lean implementation, the
30 researchers have selected three bundles from table I to test the complementarity effects on
31 performance of three of the main lean manufacturing bundles, namely Just in Time (JIT), Total
32 Quality Management (TQM) and Human Resource Management (HRM). Researchers maintain
33 that it is the implementation of the whole set of lean bundles that leads businesses to high
34 performance, due to the synergistic effects among practices (Shah and Ward 2003; Furlan *et al.*,
35 2011). Dal Pont *et al.*, (2008) propose that the synergistic effects of bundling practices will
36 finally lead to an overall performance that is greater than the sum of the performance
37 contributions of each of its parts.

44 **Table I here**

45 *Just in Time (JIT)*

46 JIT is a method which states that an organization should produce the right item with specific
47 required value at the right time, helping to satisfy the customer and reducing inventories, space
48 utilization and possible wastes (Burgess and Radnor, 2013; Belekoukias *et al.*, 2014). Moreover,
49 Furlan *et al.*, (2011) and Shah and Ward, (2007) defined JIT as a bundle which includes
50 practices that aims at reducing or eliminating waste along the value streams such as lot size
51 reduction, and cycle time reduction.

52 The competitive benefits of JIT management are well implemented in both
53 manufacturing and service industries, since service and manufacturing firms both employ
54

processes to create an end product or service. According to Jarrett, (2006), the inventory reduction and improved customer service would be the major benefits achieved from implementation of JIT systems in the service industries. Some researchers such as De Souza (2009, p.133) defined Just-in-Time as “one of the tools used in lean practice that aims to reduce buffers between steps. In healthcare, it can be seen as reducing internal queues of patients to smooth a process”.

Total Quality Management (TQM)

TQM is a firm-wide management philosophy that continuously improves, sustains and controls the quality of products, services and processes by focusing on the customers' needs and expectations to enhance customer satisfaction and firm performance (Esin and Hial, 2014; Dal Pont *et al.*, 2008). Within lean settings, TQM has been enriched by lean practices geared at reducing manufacturing process variance, which in turn leads to continuous improvement (Shah and Ward, 2007; Dal Pont *et al.*, 2008; Furlan *et al.*, 2011). These practices include standard operation procedure and problem solving teamwork, statistical process control, visual display, cleanness and order (Doolen and Hacker, 2005; Rocha-lona *et al.*, 2013).

Kannan and Tan, (2005) demonstrated that JIT, TQM and supply chain management practices are mutually supportive, and that their synergy contributes positively to firms' performance. The manufacturing units implementing both JIT and TQM practices have increased quality, as well as producing what customers want, when they want, with a reasonable price when compared to manufacturing units implementing only JIT practices (Furlan *et al.*, 2011). Dal Pont *et al.*, (2008) suggest that TQM practices lead to decreased internal and external product reject rates and production downtime. In healthcare, the challenge to lean adoption is that the quality manager's role within the hospital must change from one of recognizing and tracking unfavourable events, to one of reducing the risk of unfavourable events and support doctors and nurses with the redesign of processes to improve quality (Mannon, 2014).

Human Resource Management (HRM)

The target of HRM, as a lean principle, is the reduction of quality defects with the use of tools that include mistake proofing devices, visual control systems and a full working system (Belekoukias *et al.*, 2014; Burgess and Radnor, 2013). HRM practices such as participation, training and performance monitoring, are considered to be performance enhancing in hospitals, as they influence employee attitudes and behaviours which ultimately impact on individual and organizational performance (Leggat *et al.*, 2015). Cua *et al.*, (2001) also showed how lean programs include some HR practices. Their analysis made clear how the implementation of these human practices, together with TQM, JIT, and TPM programs, provides significant explanation for the differences in performance measures.

The literature on high-performance HRM practices also identifies HR factors adapted to an LP environment, including team work, job rotation, continuous training, job security, multi-skilling and engagement (Martinez-Jurado *et al.*, 2013; Hadid and Mansouri, 2014). On the other hand, dealing effectively with LP requires motivated, skilled workers and the integration of HR practices into a firm's production strategy (Bonavia and Marin-Garcia, 2011). Lorden *et al.*, (2014) identified three human factors essential to successful lean implementation in health care sector: communication, leadership, and workload. According to Nicholas (2012), all lean methods center on a team of workers mostly from the process that is to be improved. In healthcare the team would include clinicians and staff from the targeted process and others from

related processes (e.g., purchasing, housekeeping, maintenance). Their participation is important not only for implementing improvements, but also for sustaining the improvements.

HRM relies on employees' commitment and involvement and this is achieved through a streamlined organizational structure with decentralized authority, multi-functional training programs and collaboration/communication between the whole workforces (Shah and Ward, 2007; Alsmadi *et al.*, 2012). Leaders using timely two-way communication through organizational hierarchy and across departments find successful implementations of their initiatives (Lorden *et al.*, 2014).

These are the three principles originally generated in manufacturing fields, but they can also be adopted and applied in services fields. JIT is associated with basic control techniques. TQM is a set of basic techniques to reduce process variance. HRM is a set of practices that shape the organizational environment in which the basic techniques are implemented (Shamah, 2013; Furlan *et al.*, 2011).

Lean Healthcare Implementation and Performance

Recent studies have explored the relationship between lean healthcare bundling practices and healthcare performance. Many studies had proven that implementation lean in healthcare lead positive results for healthcare performance. According to Shazali *et al.*, (2013), two healthcare organizations in the US showed positive effect on productivity, cost, quality and timely delivery of services after applying lean through organization. Lean system increases the customer satisfaction, financial savings and levels of knowledge management; and a reduction in inventories and process wastes (AL-Najem *et al.*, 2013). According to Jorma *et al.*, (2016), the most important targets in healthcare lean implementations are cost reductions and increment of productivity simultaneously.

From 2003 to 2015, the selected measurements of performance to investigate the effects of lean bundles vary considerably between researches. Hon (2005) measured lean performance by calculating time, cost, quality, flexibility and productivity simultaneously. In 2007, Shah and Ward measured performance in terms of cost, quality, lead time, processing time and operations time. Alsmadi *et al.*, (2012), Shazali *et al.*, (2013) and Butler and Leong (2000) measured performance by different variables: customer satisfaction, employee satisfaction, cycle time, production cost, rate of assets (ROA), market share, overall productivity and labor productivity. Karim and Arif-Uzaman (2013) said that cost-related measures and competitor-related measures are most significant for lean performance evaluation and measurements.

The researchers selected Shazali *et al.*, (2013) and Butler and Leong (2000) classifications of performance measurements and translated these dimensions to questions in the questionnaire to measure the hospital performance as a dependent variable in research model.

Size of organization

Previous studies refer to the classification of hospitals by type, by geographical areas, by function, by funding, by accreditation and by number of beds (Loux *et al.*, 2005). Most of the classifications used measure the performance of hospitals and hospital size based on the number of beds. Hospital bed capacity is the number of beds which a hospital has been designed and constructed to contain. It may also refer to the number of beds set up and staffed for use.

Bhasin (2012) found that large organizations that implemented lean manufacturing achieved higher improvements in their performance compared to small and medium sized enterprises (SMEs). Hadid (2014) and Karim and Arif-Uz-zaman (2013) found that the firm size has an impact on the adaptation of lean practices because large firms are argued to have more

1
2
3 financial and human resources allowing more experimentation with new technologies and
4 innovations (e.g. lean practices) that may improve their productivity and efficiency.

5
6 Broadly, Large Enterprises (LEs) and Small and Medium sized Enterprises (SMEs) are
7 the two main groups of organisations. Therefore, Lean sacrifices the economies of scale of mass
8 production and aims instead to provide superior customer value through holistic process
9 optimisation, both within the firm and up and down the supply chain (Hu *et al.*, 2015). Lean has
10 been increasingly recognised as a key development concept for all types of firms to improve
11 their operations. In the literature, it is obvious that SMEs can employ a range of approaches and
12 lean tools to facilitate lean implementation (Hu *et al.*, 2015).

13
14 In Jordan, the only classification for hospitals is based on two main factors; the
15 ownership of a hospital (governmental or private sector) and the purpose of the hospital itself in
16 terms of being an educational or non-educational hospital. This current classification in Jordan
17 does not help the research in assessing the impact of lean implementation on hospital
18 performance according to the size of organization. Therefore, our research classifies hospitals
19 based on size (number of beds) as considered by Loux *et al.*,(2005), in which hospitals were
20 classified into three size categories: SMEs (small (fewer than 50 beds), medium (50–99 beds),
21 and large (100 or more beds).

22 23 24 **Research Framework**

25
26 In the light of the gap identified in the previous section, the current study proposes a conceptual
27 model which explores the link between applying lean bundles on organization performance in
28 Jordanian private hospitals.

29
30 Our discussion and measurement of lean bundles is necessarily related to the practices
31 that are commonly observed in the literature describing high performance since the practices are
32 complementary to each other. Therefore, the researchers hypothesize that simultaneous
33 application of multiple aspects of lean bundles will have a significant positive impact on
34 performance (Shah and Ward, 2003; Carlborg *et al.*, 2013).

35
36 We use seven items for JIT, four items for TQM, nine items for HRM, and eight items for
37 hospital performance. Finally, the relationship between dependent and independent variables can
38 be modified by the size of organization (as moderate variable) depending on Rahman *et al.*,
39 (2010), Karim and Arif-Uz-zaman (2013). This study's research model evaluates how the
40 following groups of variables affect the hospital performance (See Figure 1).

41 42 **Figure 1 here**

43
44 Therefore, based on critical review of the existing literature and the developed conceptual
45 framework, the following hypotheses of the study have been developed:

46
47 H1: The JIT bundle has a positive and direct effect on hospital performance.

48
49 H2: The TQM bundle has a positive and direct effect on hospital performance.

50
51 H3: The HRM bundle has a positive and direct effect on hospital performance.

52
53 H4: Hospital size moderates the impact of lean bundles on hospital performance.

54 55 **Research Methodology**

56
57 Based on the census of economic establishments for the year 2013 issued by the
58 Department of Statistics, there are 58 private hospitals in the various governorates of the
59 Kingdom, and 37 of them are located in the capital, Amman. This research considered the 58
60

private hospitals in Jordan as the population of the research. The sample framework is the 37 private hospitals in Amman.

According to the researchers' observation, these hospitals usually receive the large number of customers based on statistical distribution of hospitals and beds by governorates and health sectors for 2013 (Department of Statistics, 2013). The private hospitals in the capital, Amman, contain 2966 beds out of 3989 distributed in hospitals in the private sector in the Kingdom.

According to the Department of Statistics' reports for 2013, the Ministry of Health has 16464 employees compared with private health sector which employs 39263 people. Therefore, the private hospitals in the Kingdom in general, and specifically in the capital Amman have a critical role in Jordanian economy, and their management is interested in using the up-to-date systems in managing both staff and operations.

In order to achieve the research objectives, the survey has been distributed to the managers (leading positions) in some departments who obtain the knowledge about the lean practices in their hospitals and have a great understanding about the level of organizational performance. The related departments are: operational department, marketing department, quality assurance department, HRM department, and supply chain department. 5 participants representing each hospital have been selected. The researcher chose the purposive sampling technique to select the research sample. According to the data, a total of 105 questionnaires were returned from 185 questionnaires distributed to 37 hospitals, 105 of which were useable. This translates into a response rate of 56.8 %.

The 20 items concerning lean bundles are measured on a 1–5 Likert scale ranging from strongly disagree (1) to strongly agree (5) asking informants for their perception of the actual implementation of each practice. The eight items concerning performance are measured on a 1–5 Likert scale ranging from “much worse” to “much better” in this study.

Profile of firm

Table II here

Table II indicates that 57% of the sample is classified as big hospital (more than 100 beds) and this requires more staff to make the daily work professionally. This manifests that 62% have more than 200 employees. It is also found that 44.8% of the sample have been established for more than 20 years, this is due to the fact that health sector is one of the oldest service sectors in Jordan.

Validity and reliability

Convergent and discriminate validity were both assessed using a confirmatory factor analysis (CFA) model testing approach. The fit indices are the $\chi^2/df=1.629$, standardized root mean square residual (SRMR) =0.056, comparative fit index (CFI) = .906, and the incremental fit index (IFI) = 90.8. According to the threshold values suggested by Hu and Bentler (1999), our model can be accepted. The discriminate validity was supported because the average variance extracted (AVE) is greater than 0.50 and square root of AVE is greater than each correlation coefficient as shown in table III. Convergent validity of the measured variables were verified through confirmatory factor analysis and correlation analysis, because (1) all item loadings should be significant and exceed 0.7; (2) composite reliabilities (CR) should be more than 0.8;

and (3) average variance extracted (AVE) for each construct should exceed 0.50 were well above the recommended value shown in table IV. Thus, convergent validity was supported. Cronbach's alpha is used to assess the reliability of scales, existing scales should have alpha values higher than .70 (Hair *et al.*, 1995), all constructs Cronbach's alpha were ranged from .710 to .908 which confirm the scale reliability.

An important aspect of construct validity is the validation of second-order constructs as depicted in Figure 2. According to Marsh and Hocevar, (1985), second order validity exists if target coefficient (T) is calculated as the ratio of the chi-square of the first-order model to the chi-square of the second order model between 0.80–1.00. The results of analysis indicated the target coefficient is equal .94 (438.201/463.789) which confirm existence of a second-order construct.

Table III here

Table IV here

Figure 2 here

Finally, because self-reported, single-respondent data, common method variance (CMV) might be a threat to the validity of our results. CMV arises because of respondents' need to provide consistent answers and/or answers that are socially desirable. We conducted Harman's single factor (one-factor) test for the possibility of CMV in the single-respondent data of the sample (Podsakoff *et al.*, 2003). Confirmatory factor analysis (CFA) was performed to compare χ^2 difference between a single-factor model where all the measurement items were loaded onto a single factor and a model where the measurement items were loaded onto the study factors. The chi-square test demonstrated that the four-factor model was superior to the single-factor model ($\Delta\chi^2 = 321.953$; $\Delta df = 8$; $P < 0.01$). Consequently, according to this method, no CMV problem should be expected.

Analysis of lean bundles implementation

JIT (Just in Time)

Table IV intended to investigate just in time practices in surveyed hospitals. The results show high degree of implementing Just In Time bundles. The private hospitals in Jordan have a good knowledge about how to deal with suppliers and there is an effective supplier participation in operational system. Lack of sufficient experience in how to deal with the optimum setups got the lowest results because the hospitals are located within the service sector, not industrial.

HRM (Human Resources Management)

Hospitals realize that greater employee involvement has the central role in determining both the competitive advantage of the firm and the quality of services. Hospital structure is relatively flat (Horizontal structure) shows the lowest results, since the administration system used in sample organizations is centralized, due to the dominant use of vertical organizational chart. The use of such system is due to the application of traditional methods in administration that rely on administrative hierarchy.

TQM (total quality management)

The quality issues have been discussed in health care for a number of years, and quality programs are required for accreditation by HCAC. Hospital adopting direct contact methods with

1
2
3 customers got the highest results, because they are aware that in Jordan's highly competitive
4 market, if these hospitals want to survive, they should maintain an accepted level of customer
5 satisfaction and loyalty.
6
7

8 *Hospital performance*

9 Every hospital in the sample has a vigorous inclination toward customer satisfaction. This result
10 also indicates that administrators are pursuing customer satisfaction more than any other
11 performance dimensions. So, better outcomes for patients generally imply more accessible care
12 with shortened treatment time and waiting time (Shazali *et al.*, 2013). Current Ratio (Current
13 Assets/Current Liabilities) got the lowest results, because few respondents of the questionnaire
14 have information about financial profile of their firms. Therefore, most of the answers of these
15 questions depend on the respondents' own estimations and expectations.
16
17

18 **Testing the research hypotheses**

19 Structural Equation modeling (SEM) was needed to test the proposed hypotheses and
20 multivariate relationships. The results of SEM for the hypothesized model on Table V and figure
21 3 show that the path from lean bundles to hospital performance. The model fit indices are $\chi^2/df=$
22 (1.690), CFI= .902, RMSEA = 0.078, and SRMR = 0.0663, TLI= .904, these indices are
23 acceptable (Hu and Bentler, 1999).
24
25

26 **Figure 3 here**

27 **Table V here**

28
29
30 The results of the analysis showed that there is a positive significant impact of JIT on hospital
31 performance supporting Hypothesis 1 ($\beta=0.295$, $P<0.05$). The benefits gained from just in time
32 implementation included lower non-value added activities, lower inventory level, higher quality,
33 higher flexibility, and better response time and all these benefits improved organizational
34 performance of hospitals in terms of cost reduction, productivity, inventory minimization and
35 quality. Therefore, H1 was accepted.
36

37 HRM and TQM are found to significantly influence hospital performance. Thus, the
38 proposed positive effect (H2) and (H3) are supported where ($\beta=0.314$, $P<0.05$) and ($\beta=-.217$, P
39 <0.05) accordingly.
40

41 In addition, each of the dimensions of lean bundles; JIT, TQM, and HRM explained a
42 variance of 51% in hospital performance. From previous results, the research emphasize that lean
43 bundles should not be implemented individually and no practice can stand alone and be expected
44 to achieve better performance than all practices combined. The findings in this section agree with
45 the previous researches done in the field (Furlan *et al.*, 2011; Shah and Ward 2007).
46

47 To test (H4), a multi-group analysis was used via Amos. This procedure satisfies the
48 recommended guidelines of having at least a couple of cases per free parameter in each model
49 for each large and SMEs (Marsh *et al.*, 1998). This research first compared a fully constrained
50 model in which the paths are constrained equally across subgroups to an unconstrained model.
51 The results on table VI showed that there is no significant differences in the impact of lean
52 bundles on hospital performance between large and small and medium hospital ($\Delta\chi=23.5$,
53 $p>0.05$). Thus H4 is not supported.
54
55

56 **Table VI here**

Discussion, conclusion and implications

The findings of this study contribute to the existing literature of knowledge by studying the effect of the implementation of lean bundles on hospital performance. The results of data analysis revealed that the implementation of lean bundles in Jordanian private hospitals has a positive effect on overall healthcare performance and has a positive impact on quality, cost, patient and staff satisfaction.

The result of our study indicates that TQM implementation helps hospitals to identify and eliminate areas generating the most waste and to improve department workflows, thereby increasing overall service quality. Therefore, the results of our study are consistent with the findings of previous research studies such as Rocha-lona *et al.* (2013) and Abdelhadi (2015) who found that TQM leads to improve performance by improving and sustaining the quality of service

Many previous research studies such as Taj and Morosan (2011) and Shah and Ward (2007) stressed the role of employees, as they are the key to problem-solving team, lead process/service improvement efforts and maintain excellent records of all activities regularly which leads to improve all over productivity, which is one of the most important criteria of performance. The research findings indicated that HRM, as one of the lean bundles, brings benefits to hospitals as performance improvement. Thus, our findings are in line with previous research done in the field which illustrated a strong relationship between human resource management and hospital performance. For instance, Bonavia and Marin-Garcia, (2011), found that some of the HRM practices have a significant impact on employee turnover, and productivity.

Our findings pointed out that JIT minimizes wastes generated in the process, ensuring greater productivity, reducing the required time from patients and processed materials, and forcing hospitals to deal with suppliers, service providers, and customers all over the world. Thus, the findings of the present research confirm some previous findings presented in the existing literature (Belekoukias *et al.*, 2014; Nawanir *et al.*, 2013; Dora *et al.*, 2013).

We expected and hypothesised that hospital size moderates the impact of lean bundles on hospital performance. The results of data analysis were in some way surprising and our hypothesis was not supported. However, other authors have found different results.

Many researchers have assumed that size does not affect a firm's ability to implement lean system, and that SMEs can implement such systems just as effectively as large business (Shah and Ward, 2003; AL-Najem *et al.*, 2013; Raghunath and Jayathirhav, 2014; HU *et al.*, 2015). In reality, large companies and SMEs are able to gain the benefits of lean system (Raghunath and Jayathirhav, 2014). According to Hu *et al.*, (2015), lean can be suitable to all sizes of enterprise in their activities to become more competitive to sustain, and possibly enhance, their position in the modern marketplace. Rymaszewska (2014) emphasize the successful adoption of lean among SMEs. The author highlights the capability of lean to address the challenges that companies, regardless of their size, face.

Strong leadership culture and committed management support the cornerstone for success in implementing any idea regardless of organisation size (Achanga *et al.*, 2006).

SMEs have a better chance of adapting to change compared with large firms, as they are less hierarchical and less bureaucratic than large firms, and can therefore adopt and form the information across entire departments more efficiently than large one (HU *et al.*, (2015). According to Belekoukias *et al.* (2014), the waste minimization affects more SMEs compared to large organisations. SMEs are privately owned, with the owner taking a long-term perspective

1
2
3 and commitment to developing and sustaining their business. Shah and Ward (2003) found that it
4 is not always advantageous that large size will lead to higher operational performance and that in
5 many cases; large size has a negative impact on the operational performance when the effects of
6 JIT, TQM, TPM and HRM are taken into consideration. Large organizations suffer from
7 structural inertial forces that negatively affect the implementation of lean manufacturing
8 practices.
9

10 According to Shazali *et al.*, (2013) lean initiative does not focus on large scale
11 investments, but it gives healthcare organizations an alternative methodology for achieving
12 improvement without high investments. In addition, these results are inconsistent with the results
13 of previous studies, including Bhasin (2012) and Rahman *et al.*, (2010). The main reason for the
14 difference in results is the study environment. Most of the previous studies that used the size of
15 organization as a moderate variable of the relationship between lean bundles and performance
16 done in industrial environment and manufacturers as a targeted sample. While the study
17 environment in this research is the service environment and healthcare sector which is a targeted
18 sample. The organizational performance of those hospitals can be driven substantially by lean
19 system implementation without significant differences of the advantages that depend on size.
20

21 The results of this study offer several managerial 'take-away' implications for
22 practitioners and policy makers in order to enhance the implementation of lean bundles, as an
23 effective approach that can dramatically improve the organizational performance of hospitals.
24 Firstly, the tools of lean bundles should be used effectively to reduce the time, effort and
25 resources required for improvement in the health care sector. Therefore, public policy makers in
26 Jordan should increase their awareness of lean bundles, concepts and benefits for improving
27 service quality and optimizing hospital performance in Jordan.
28

29 Secondly, hospitals should have an effective leadership at the top and at the middle
30 management levels to eliminate all obstacles towards the achievement of lean bundles goals.
31 Moreover, the top management in healthcare sector must educate and empower staff which leads
32 to the involvement of all the employees in the process.
33
34
35
36

37 **Limitations and implications for future studies**

38 Although the study objectives were accomplished, several limitations of the study should be
39 noted.

40 Firstly, this study was limited to private hospitals of a certain health sector within a specific
41 small country context. Therefore, caution must be exercised in extending and generalizing our
42 findings to large public hospitals and other contexts. However, our study could be considered as
43 a foundation for future studies in other countries and sectors. In particular, it is recommended to
44 replicate our study in many other service industries such as hotel industry, consultancy services
45 and telecommunications industry.
46

47 Secondly, not all the groups of variables of lean system implementation that affect the hospital
48 performance were examined, and there might be other factors influencing the hospital
49 performance.
50

51 Finally, it is recommended to develop more cross-sector comparisons between the service and
52 manufacturing sectors, and assess the readiness of SMEs to embark on a lean journey
53
54
55
56
57
58
59
60

References

- Abdelhadi, A. (2015), 'Investigating Emergency Room Service Quality Using Lean Manufacturing', *International Journal of Health Care Quality Assurance*, Vol. 28 No. 5, pp. 510-519.
- Achanga, P., Shehab, E., Roy, R., and Nelder, G. (2006), 'Critical Success Factors for Lean Implementation within SMEs', *Journal of Manufacturing Technology Management*, Vol. 17 No. 4, pp. 460-471.
- Albliwi, A., Antony, J., and Lim, H. (2015), 'A Systematic Review of Lean Six Sigma for the Manufacturing Industry', *Business Process Management Journal*, Vol. 21 No. 3.
- AL-Najem, M., Dhakal, H., Labib, A., and Bennett, N. (2013), 'Lean Readiness Level within Kuwaiti Manufacturing Industries', *International Journal of Lean Six Sigma*, Vol. 4 No. 3, pp. 280 – 320.
- Al-Saa'da, J., Taleb, A., Abdallat, A., Elian, M., Al-Mahasneh, A., Nimer, A., and Al-Weshah, A. (2013), 'Supply Chain Management and Its Effect on Health Care Service Quality: Quantitative Evidence from Jordanian Private Hospitals', *Journal of Management & Strategy*, Vol. 4 No. 2, pp. 42-51.
- Alsmadi, M., Almani, A., and Jerisat, R. (2012), 'A Comparative Analysis of Lean Practices and Performance in the UK Manufacturing and Service Sector Firms', *Total Quality Management & Business Excellence*, Vol. 23 No. 3-4, pp. 381-396.
- Behrouzi, F., and Wong, K. Y. (2011), 'Lean Performance Evaluation of Manufacturing Systems: a Dynamic and Innovative Approach', *Procedia Computer Science*, Vol. 3, pp. 388-395.
- Belekoukias, I., Garza-Reyes, J. A., and Kumar, V. (2014), 'The Impact of Lean Methods and Tools on the Operational Performance of Manufacturing Organizations', *International Journal of Production Research*, Vol. 52 No. 18, pp. 5346–5366.
- Bhasin, S. (2012), 'Performance of Lean in large Organisations', *Journal of Manufacturing Systems*, Vol. 31 No. 3, pp. 349-357.
- Bonavia, T., and Marin-Garcia, J. (2011), 'Integrating Human Resource Management into Lean Production and their Impact on Organizational Performance', *International Journal of Manpower*, Vol. 32 No. 8, pp. 923- 938.
- Burgess, N., and Radnor, Z. (2013), 'Evaluating Lean in healthcare', *International Journal of Health Care Quality Assurance*, Vol. 26 No. 3, pp. 220-235.
- Butler, W., and Leong, K. (2000), 'The Impact of Operations Competitive Priorities on Hospital Performance', *Health Care Management Science*, Vol. 3 No. 3, pp. 227-235.
- Carlborg, P., Kindström, D., and Kowalkowski, C. (2013), 'A Lean Approach for Service Productivity Improvements: Synergy or Oxymoron', *Managing Service Quality: An International Journal*, Vol. 23 No. 4, pp. 291-304.
- Cheng, S., Bamford, D., Papalex, M., and Dehe, B. (2015), 'Improving Access to Health Services—Challenges in Lean Application', *International Journal of Public Sector Management*, Vol. 23 No. 22, pp. 121-135.
- Cua, K., McKone, K., and Schroeder, G. (2001), 'Relationships' between Implementation of TQM, JIT, and TPM and Manufacturing Performance', *Journal of Operations Management*, Vol. 19 No.6, pp.675-694.
- Dal Pont, G., Furlan, A., and Vinelli, A. (2008), 'Interrelationships among Lean Bundles and their effects on Operational Performance', *Oper Manag Res*, Vol. 1 No. 2, pp. 150-158.

- 1
2
3 De Souza, B. (2009), 'Trends and Approaches in Lean Healthcare', *Leadership in Health*
4 *Services*, Vol. 22 No. 2, pp. 121-139
- 5 Doolen, L., and Hacker, E. (2005), 'A Review of Lean Assessment in Organizations: an
6 Exploratory Study of Lean Practices by Electronics Manufacturers', *Journal of*
7 *Manufacturing Systems*, Vol. 24 No. 1, pp. 55-67.
- 8 Department of Statistics, Jordan (2013), 'Jordan in Figures', Amman: Department of Statistic (In
9 Arabic).
- 10 Dora, M., Van Goubergen, D., Kumar, M., Molnar, A., and Gellynck, X. (2013), 'Application of
11 Lean Practices in Small and Medium-Sized Food Enterprises', *British Food Journal*, Vol.
12 116 No. 1, pp. 125-141.
- 13 Drotz, E., and Poksinska, B. (2014), 'Lean in Healthcare from Employees' Perspectives',
14 *Journal of Health Organization and Management*, Vol. 28 No. 2, pp. 177 - 195.
- 15 Esin, S., and Hial, O. (2014), 'The Effects of Total Quality Management Practices on
16 Performance and the Reasons of and the Barriers to TQM Practices in Turkey', *Advances*
17 *in Decision Sciences*, Vol. 2014, pp. 1-17.
- 18 Farzad, B., and Kuan, W. (2011), 'An Investigation and Identification of Lean Supply Chain
19 Performance Measures in the automotive SMEs', *Scientific Research and Essays*, Vol. 6
20 No. 24, pp. 5239-5252.
- 21 Furlan, A., Vinelli, A., and Dal Pont, G. (2011), 'Complementarity and Lean Manufacturing
22 Bundles: an Empirical Analysis', *International Journal of Operations & Production*
23 *Management*, Vol. 31 No. 8, pp. 835-850.
- 24 Ghosh, M., and Sobek D. (2015), 'A Problem-Solving Routine for Improving Hospital
25 Operations' *Journal of Health Organization and Management*, Vol. 29 No. 2, pp. 252-270.
- 26 Hadid, W. (2014), 'The Relationship between Lean Service, Activity-Based Costing and business
27 strategy and their Impact on Performance', Brunel University Brunel Business School,
28 PhD Theses.
- 29 Hadid, W and Mansouri, A. (2014), 'The Lean-Performance Relationship in Services: a
30 Theoretical Model'. *International Journal of Operations & Production Management*, Vol.
31 34 No. 6, pp. 750-785.
- 32 Hair, F., Anderson, E., Tatham, L., and Black, C. (1995), *Multivariate Data Analysis*, 4th ed.
33 Prentice Hall, Upper Saddle River, NJ.
- 34 Halasa, Y., and Nandakumar, K. (2009), 'Factors Determining Choice of Health Care Provider in
35 Jordan', *Eastern Mediterranean Health Journal*, Vol. 15 No. 4, pp.959-968.
- 36 Hon, B. (2005), 'Performance and Evaluation of Manufacturing Systems', *CIRP Annals-*
37 *Manufacturing Technology*, Vol. 54 No. 2, pp. 139-154.
- 38 Hu, L., and Bentler, M. (1999), 'Cutoff Criteria for Fit Indexes in Covariance Structure Analysis:
39 Conventional Criteria Versus New Alternatives', *Structural Equation Modelling*, Vol. 6
40 No. 1, pp. 1-55.
- 41 Hu, Q., Mason, R., Williams, S., and Found, P. (2015), 'Lean Implementation within SMEs: a
42 Literature Review', *Journal of Manufacturing Technology Management*, Vol. 26 No. 7.
- 43 Jadhav, J., Mantha, S., and Rane, S. (2014), 'Exploring Barriers in Lean Implementation',
44 *International Journal of Lean Six Sigma*, Vol. 5 No. 2, pp. 122-148.
- 45 Jagdish, J., Mantha, S., and Santosh, R. (2014), 'Development of Framework for Sustainable
46 Lean Implementation: an ISM Approach', *Journal of Industrial Engineering International*,
47 Vol. 10 No. 27, pp. 4-27.
- 48
49
50
51
52
53
54
55
56
57
58
59
60

- 1
2
3 Jarrett, P. (2006), 'An Analysis of International Health Care Logistics: The Benefits and
4 Implications of Implementing Just-in-Time Systems in the Health Care Industry',
5 *Leadership in Health Services*, Vol. 19 No. 1, pp. 1-10.
- 6
7 Jorma, T., Tiirinki, H., Bloigu, R., and Turkki, L. (2016), 'Lean Thinking in Finnish Healthcare',
8 *Leadership in Health Services*, Vol. 29 No. 1, pp. 9 - 36.
- 9
10 Karim, A., and Arif-Uz-zaman, K. (2013), 'A Methodology for Effective Implementation of
11 Lean Strategies and its Performance Evaluation in Manufacturing Organizations', *Business
12 Process Management Journal*, Vol. 19 No. 1, pp. 169-196.
- 13
14 Kannan, V., and Tan, K. (2005), 'Just in Time, Total Quality Management, and Supply Chain
15 Management: Understanding their Linkages and impact on Business Performance',
16 *Omega*, Vol. 33, pp. 153-162.
- 17
18 Loux, L., Payne, S., and Knott, A. (2005), *Comparing Patient Safety in Rural Hospitals by Bed
19 Count*, Agency for Healthcare Research and Quality, Rockville Md.
- 20
21 Lorden, A., Zhang, Y., Lin, S., and Cote, M. (2014), 'Measures of Success: The Role of Human
22 Factors in Lean Implementation in Healthcare', *Quality Management Journal*, Vol. 21 No.
23 3, pp. 26-37.
- 24
25 Laura, R., and Priti, Sh. (2011), 'Lean Service Implementation in Hospital: A Case Study
26 Conducted in University Clinical Centre of Kosovo, Rheumatology Department', Master
27 Thesis, Umea School of Business, Sweden.
- 28
29 Leggat, S., Bartram, T., Stanton, P., Bamber, G., and Sohal A. (2015), 'Have Process Redesign
30 Methods, such as Lean, been Successful in Changing Care Delivery in Hospitals? A
31 Systematic Review', *Public Money & Management*, Vol. 35 No.2, pp. 161-168.
- 32
33 Marodin, A., and Saurin, A. (2013), 'Implementing Lean Production Systems: Research Areas
34 and Opportunities for Future Studies', *International Journal of Production Research*, Vol.
35 51 No. 22, pp. 6663-6680.
- 36
37 Marsh, W., Hau, T., Balla, R., and Grayson, D. (1998), 'Is more ever too much? The Number of
38 Indicators per Factor in Confirmatory Factor Analysis', *Multivariate Behavioural
39 Research*, Vol. 33 No. 2, pp. 181-220.
- 40
41 Marsh, H., and Hocevar, D. (1985), 'Application of Confirmatory Factor Analysis to the Study
42 of Self-concept: First- and Higher-order Factor Models and their Invariance Across
43 Groups', *Psychological Bulletin*, Vol. 97 No. 3, pp. 145-52.
- 44
45 Mannon, M. (2014), 'Lean Healthcare and Quality Management: The Experience of
46 ThedaCare', *Quality Management Journal*, Vol. 21 No. 1, pp. 7-10.
- 47
48 Martínez-Jurado, P., Moyano-Fuentes, J., and Gómez, P. (2013), 'HR Management during Lean
49 Production Adoption', *Management Decision*, Vol. 51 No. 4, pp. 742 - 760.
- 50
51 Med Tourism Co, LLC [http://www.medicaltourismco.com/jordan-hospitals/medical-tourism-
52 jordan.php](http://www.medicaltourismco.com/jordan-hospitals/medical-tourism-jordan.php) (last accessed April 2014).
- 53
54 Nawanir, G., Teong, Lim., and Othman S. (2013), 'Impact of Lean Practices on Operations
55 Performance and Business Performance', *Journal of Manufacturing Technology
56 Management*, Vol. 24 No. 7, pp. 1019-1050.
- 57
58 Nayar, P., Ojha, D., Fetrick, A., and Nguyen, A. (2016), 'Applying Lean Six Sigma to improve
59 Medication Management', *International Journal of Health Care Quality Assurance*, Vol.
60 29 No. 1, pp. 16 - 23.
- 61
62 Nicholas, J. (2012), 'An Integrated Lean-Methods Approach to Hospital Facilities Redesign',
63 *Hospital Topics*, Vol. 90 No.2, pp. 47-55.

- 1
2
3
4
5
6
7
8
9
10
11
12
13
14
15
16
17
18
19
20
21
22
23
24
25
26
27
28
29
30
31
32
33
34
35
36
37
38
39
40
41
42
43
44
45
46
47
48
49
50
51
52
53
54
55
56
57
58
59
60
- Podsakoff, P., MacKenzie, S., Lee, J., and Podsakoff, P. (2003), 'Common Method Biases in Behavioural Research: a Critical Review of the Literature and Recommended Remedies', *Journal of Applied Psychology*, Vol. 88 No. 5, pp. 879-903.
- Poksinska, B., Swartling, D., and Drotz, Total. (2013), 'The Daily Work of Lean Leaders – Lessons from Manufacturing and Healthcare', *Erik Quality Management*, Vol. 24 No. 8, pp. 886-898.
- Rahman, S., Laosirihongthong, T., and Sohal, S. (2010), 'Impact of Lean Strategy on Operational Performance: a Study of Thai Manufacturing Companies', *Journal of Manufacturing Technology Management*, Vol. 21 No. 7, pp. 839-852.
- Raghunath, A., and Jayathirtha, R.V. (2014), 'Six Sigma Implementation by Indian Manufacturing SMEs - an Empirical Study', *Academy of Strategic Management Journal*, Vol. 13 No. 1, pp. 35-55.
- Rocha-Lona, L., Garza-Reyes, A., and Kumar, V. (2013), *Building Quality Management Systems: Selecting the Right Methods and Tools*, CRC Press.
- Rymaszewska, Anna. (2014), 'The Challenges of Lean Manufacturing Implementation in SMEs', *Benchmarking: An International Journal*, Vol. 21 No. 6, pp. 987-1002.
- Sara, T., Monica E., Carol T., Mats B., and Johan H. (2015), 'Agile, a Guiding Principle for Health Care Improvement? ', *International Journal of Health Care Quality Assurance*, Vol. 28 No. 5, pp. 486-493.
- Shah, R. and Ward, P.T. (2003), 'Lean Manufacturing: Context, Practice Bundles, and Performance', *Journal of Operations Management*, Vol. 21 No. 2, pp. 129-149.
- Shah, R., and Ward, T. (2007), 'Defining and Developing Measures of Lean Production', *Journal of Operations Management*, Vol. 25 No. 4, pp. 785-805.
- Shamah, A. (2013), 'Measuring and Building Lean Thinking for Value Creation in Supply Chains', *International Journal of Lean Six Sigma*, Vol. 4 No. 1, pp. 17-35.
- Shazali, A., Habidin, F., Ali, N., Khaidir, A., and Jamaludin, H. (2013), 'Lean Healthcare Practice and Healthcare Performance in Malaysian Healthcare Industry', *International Journal of Scientific and Research Publications*, Vol. 3 No. 1, pp. 1-5.
- Silva, I., Seraphim, E., Agostinho, O., Junior, O., and Batalha, G. (2015), 'Lean Office in Health Organization in the Brazilian Army', *International Journal of Lean Six Sigma*, Vol. 6 No. 1, pp. 2 - 16.
- Taj, S., and Morosan, C. (2011), 'The impact of Lean Operations on the Chinese Manufacturing Performance', *Journal of manufacturing technology management*, Vol. 22, No. 2, pp. 223-240.
- Tan, W. (2011), 'Managing Lean Projects: Understanding the Structures of Lean Production', *International Journal of Construction Management*, Vol. 11 No. 3, pp. 67-78.
- Wong, W., Ignatius, J., and Soh, K. (2014), 'What is the Leanness Level of your Organization in Lean Transformation Implementation? An Integrated Lean Index Using ANP Approach', *Production Planning & Control: The Management of Operations*, Vol. 25 No. 4, pp. 273-287.
- Wickramasinghe, D., and Wickramasinghe, V. (2011), 'Perceived Organisational Support, Job Involvement and Turnover Intention in Lean Production in Sri Lanka', *International Journal of Advanced Manufacturing Technology*, Vol. 55 No. 5-8, pp. 817-830.
- Zhou, B. (2012), 'Lean Principles, Practices, and Impacts: a Study on small and Medium-Sized Enterprises (SMEs)', *Annals of Operations Research*, No. 1, pp. 1-18.

Table I: Reviewing the body of knowledge for lean bundling practices

<i>Research</i>	<i>VS</i>	<i>CI</i>	<i>JIT</i>	<i>TQM</i>	<i>Perfection</i>	<i>HRM</i>	<i>Zero defects</i>	<i>MFT</i>	<i>VIS</i>	<i>TPM</i>	<i>COST</i>
Albliwi <i>et al.</i> , 2015			•	•		•					•
Hu <i>et al.</i> , 2015			•	•		•					•
Jagdish <i>et al.</i> , 2014			•	•		•					
Belekoukias <i>et al.</i> , 2014		•	•			•				•	
Tan, 2011	•		•			•					
Shazali <i>et al.</i> , 2013		•				•					
Burgess and Radour, 2013	•	•	•		•						
Alsmadi <i>et al.</i> , 2012		•	•	•		•					
Zhou, 2012			•	•							
Dal Pont <i>et al.</i> , 2008			•	•		•					
Behrozi & Wong, 2011		•	•				•	•	•		
Furlan <i>et al.</i> , 2011		•	•	•		•					
Farzad and Kuan, 2011		•	•	•		•					•
Laura and Priti, 2011	•		•		•	•					
Cua <i>et al.</i> , 2001			•	•	•					•	
Shah and Ward, 2003			•	•		•				•	

Table II: Descriptive statistics of sample's organisation characteristics

<i>Number of employees</i>	<i>Freq</i>	<i>%</i>	<i>Age of hospital</i>	<i>Freq</i>	<i>%</i>	<i>Number of beds</i>	<i>Freq</i>	<i>%</i>
50 employees or less	1	1%	0-3	11	10.5%	Less than 50	20	19.1%
Between 51 and 100	13	12.4%	4-7	0	0%	From 50 to 100	25	23.8%
Between 101 and 150	14	13.3%	8-11	8	7.6%	More than 100	60	57.1%
Between 151 and 200	12	11.4%	12-15	24	22.9%	Total	105	100%
More than 200	65	61.9%	16-19	15	14.3%			
Total	105	100%	+20	47	44.8%			

Table III: Interconstruct Correlations

<i>constructs</i>	<i>JIT</i>	<i>TQM</i>	<i>HRM</i>	<i>Performance</i>
JIT	(.735)			
TQM	.395**	(.774)		
HRM	.630**	.516**	(.728)	
performance	.618**	.642**	.640**	(.831)
Note: Square root of AVE are shown on the diagonal of each matrix; Interconstruct correlation is shown off the diagonal				
**Sig<.01, *Sig<.05				

Table IV: Measurement of confirmatory factor analysis – convergent validity/ Means and Standard Deviations for sample's responses toward research questions.

<i>JIT</i>	<i>Factor loading</i>	<i>Mean</i>	<i>stdev</i>	<i>Level</i>	<i>Rank</i>	<i>CR</i>	<i>AVE</i>	<i>α</i>
Hospital usually completes daily schedule as planned	0.764	3.87	.858	high	3	.86	.54	.862
The layout of institution floor facilitates low inventories and fast throughput	0.707	3.78	.740	high	5			
Suppliers frequently deliver materials to hospital	0.784	4.15	.703	high	1			
Customers receive JIT deliveries from hospital	0.711	3.84	.846	high	4			
Hospital have low setup times of equipment's	0.722	3.59	.858	Medium	7			
Hospital actively develops customer's services	0.733	4.12	.850	high	2			
Hospital uses pull-based production system (according to customer order)	0.733	3.72	.909	high	6			
Overall mean		3.86		high				

HRM (human resource management)									
Hospital encourages team work to achieve common goals, rather than encourages individual work	0.729	4.17	.837	high	1	.91	.53	.908	
Management tells us why our suggestions either implemented or not	0.648	3.79	.825	high	3				
Hospital structure is relatively flat (Horizontal structure)	0.694	3.51	.894	Medium	9				
Employees receive training to perform multiple tasks	0.688	3.78	.847	high	4				
Employees receive training and development in workplace skills regularly	0.749	3.71	.883	high	8				
Hospital adopts all aspects of continuous improvement	0.831	3.86	.815	high	2				
Employees undergo cross-functional training/ Employees tend to involve problem solving teams	0.807	3.73	.828	high	7				
Employees lead service/process improvement efforts	0.724	3.77	.827	high	5				
Employees are empowered and encouraged to improve the services/ processes within the hospital	0.673	3.75	.840	high	6				
Overall mean		3.79		high					
TQM (total quality management)									
Hospital adopts direct contact methods with customers	0.782	4.34	.740	high	1	.86	.60	.71	
Customers provide feedback on quality and delivery performance	0.835	3.74	.829	high	4				
Hospital employs regular customer satisfaction surveys	0.701	3.82	.918	high	3				
Hospital frequently in close contact with suppliers	0.786	3.95	.861	high	2				
Overall mean		3.96		high					
Hospital performance									
Overall customer satisfactions	0.831	3.93	.814	high	1	.91	.69	.900	
Worker Productivity.	0.827	3.76	.892	high	2				
Revenue Growth.	0.779	3.71	.881	high	4				
Current Ratio (Current Assets/Current Liabilities)	0.885	3.64	.855	medium	5				
Excess of income over expenses.	0.831	3.68	.851	high	3				
Quick delivery compare to competitors	Dropped								
Cost of services relative to competitors	Dropped								
common market share (hospital revenues/related market revenues)	Dropped								
Overall mean		3.74		high					

Table V: Path analysis for the constructs of the study

Path			Estimate	C.R.	P
Performance	<---	JIT	.295	3.674	.000
Performance	<---	TQM	.217	2.977	.003
Performance	<---	HRM	.314	3.663	.000
R2			.513		

Table VI: Results of the multigroup analysis

Models	χ^2	df	$\Delta\chi^2$	Δdf	χ^2 difference test	Small & medium size	large size
1. Baseline Model	1023.2	504					
2. Constrained Model	1046.7	531	23.5	26	Insignificant p < 0.05		
Constrained Path							
Performance <--- JIT	1023.2	505	0	1	Insignificant p < 0.05	.483	.306
Performance <--- HRM	1023.4	505	.2	1	Insignificant p < 0.05	-.167	.288

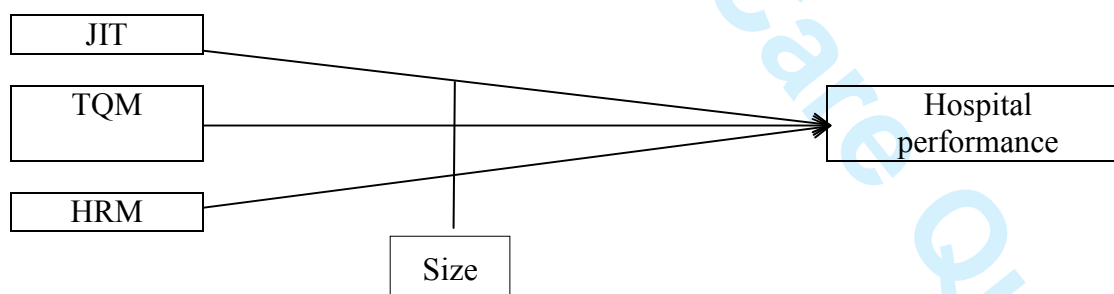
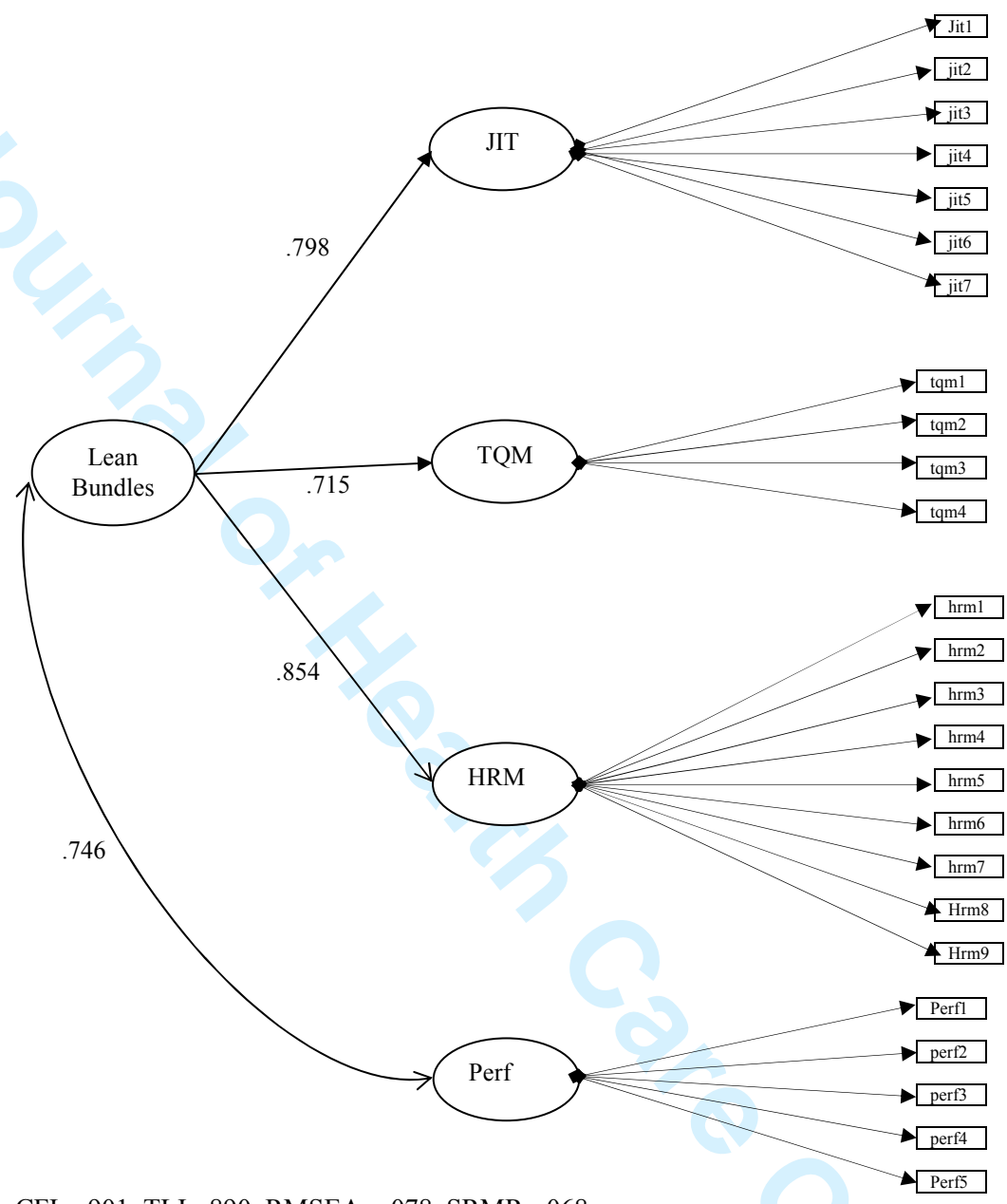
Figure 1: Research Model

Figure 2: second-order CFA results



$\chi^2/df=1.711$, CFI= .901, TLI=.890, RMSEA= .078, SRMR=.068

Figure 3: Structural model with parameter estimates

